



Can We Predict Burnout among Student Nurses? An Exploration of the ICWR-1 Model of Individual Psychological Resilience

Clare S. Rees^{1*}, Brody Heritage², Rebecca Osseiran-Moisson³, Diane Chamberlain⁴, Lynette Cusack⁵, Judith Anderson⁶, Victoria Terry⁷, Cath Rogers⁷, David Hemsworth⁸, Wendy Cross⁹ and Desley G. Hegney^{5,7}

¹ School of Psychology and Speech Pathology, Curtin University, Perth, WA, Australia, ² School of Psychology and Exercise Science, Murdoch University, Perth, WA, Australia, ³ School of Nursing, Curtin University, Perth, WA, Australia, ⁴ School of Nursing and Midwifery, Flinders University, Adelaide, SA, Australia, ⁵ School of Nursing, The University of Adelaide, Adelaide, SA, Australia, ⁶ School of Nursing, Midwifery and Indigenous Health, Charles Sturt University, Bathurst, NSW, Australia, ⁷ School of Nursing and Midwifery, University of Southern Queensland, Brisbane, QLD, Australia, ⁸ Faculty of Applied and Professional Studies - School of Business, Nipissing University, Toronto, ON, Canada, ⁹ School of Nursing and Midwifery, Monash University, Melbourne, VIC, Australia

OPEN ACCESS

Edited by:

Angelo Compare,
University of Bergamo, Italy

Reviewed by:

Claudia Cormio,
National Cancer Research Institute
"Giovanni Paolo II", Italy
David Pincus,
Chapman University, USA

*Correspondence:

Clare S. Rees
c.rees@curtin.edu.au

Specialty section:

This article was submitted to
Psychology for Clinical Settings,
a section of the journal
Frontiers in Psychology

Received: 14 April 2016

Accepted: 30 June 2016

Published: 19 July 2016

Citation:

Rees CS, Heritage B, Osseiran-Moisson R, Chamberlain D, Cusack L, Anderson J, Terry V, Rogers C, Hemsworth D, Cross W and Hegney DG (2016) Can We Predict Burnout among Student Nurses? An Exploration of the ICWR-1 Model of Individual Psychological Resilience. *Front. Psychol.* 7:1072. doi: 10.3389/fpsyg.2016.01072

The nature of nursing work is demanding and can be stressful. Previous studies have shown a high rate of burnout among employed nurses. Recently, efforts have been made to understand the role of resilience in determining the psychological adjustment of employed nurses. A theoretical model of resilience was proposed recently that includes several constructs identified in the literature related to resilience and to psychological functioning. As nursing students are the future of the nursing workforce it is important to advance our understanding of the determinants of resilience in this population. Student nurses who had completed their final practicum were invited to participate in an online survey measuring the key constructs of the ICWR-1 model. 422 students from across Australia and Canada completed the survey between July 2014 and July 2015. As well as several key demographics, trait negative affect, mindfulness, self-efficacy, coping, resilience, and burnout were measured. We used structural equation modeling and found support for the major pathways of the model; namely that resilience had a significant influence on the relationship between mindfulness, self-efficacy and coping, and psychological adjustment (burnout scores). Furthermore, as predicted, Neuroticism moderated the relationship between coping and burnout. Results are discussed in terms of potential approaches to supporting nursing students who may be at risk of burnout.

Keywords: resilience, students, nursing, burnout

INTRODUCTION

Internationally there is concern about a rising nursing workforce shortage that can be attributed to both recruitment and retention issues (Doiron et al., 2008; Drury et al., 2009; Eley et al., 2010; Francis and Mills, 2011; Health Workforce Australia, 2012). There is an urgent need for more research examining the psychological well-being of nurses as it plays a fundamental role

in recruitment and retention and has a direct impact on patient safety (Mealer et al., 2012a). It is well-known that the demanding nature of nursing work means that nurses are exposed to both acute and chronic stressors which can lead to conditions such as depression, anxiety, secondary traumatic stress and burnout (STS) (Figley, 1995a,b; Conrad and Kellar-Guenther, 2006; Craig and Sprang, 2009; Hooper et al., 2010; Stamm, 2010; Hegney et al., 2013, 2014a; Drury et al., 2014). Nurses who exhibit changes to their psychological well-being are more likely to resign earlier from the nursing workforce, or may reduce their employment fraction, which has an economic cost to employers (Mealer et al., 2012a). There is wide acknowledgment that the imminent retirement of older nurses, alongside high student attrition, low registered nurse graduate employment, and low retention of early career registered nurses, will have a significant impact on the available nursing workforce (CIFHI, 2000; Australian Institute of Health Welfare, 2013, 2015; Hegney et al., 2014b).

The transition of nursing students into the workforce as registered nurses remains a concern today. As identified (Chang and Daly, 2012), research data continues to show that the transition process is very stressful for new graduates and a number of newly graduated nurses continue to be lost from the profession due to the stressful process of change. This loss of potential nurses into the profession makes it very important to assist nursing students to not only be able to cope with the challenges of their education and clinical placements, but also to make them ready for the transition to the workplace. Nursing students experience many significant challenges as they enter not only into a higher education facility, with many coming straight from well-supported school environments, but also entry into complicated healthcare environments (Chang and Daly, 2012). High levels of student stress have been linked to participation in clinical placements (Milosevic et al., 2012) as well as the pressure of academic coursework (Pulido-Martos et al., 2012). Some studies also revealed that nursing students were exposed to considerable bullying and harassment during clinical placements (Timm, 2014; Levett-Jones et al., 2015).

It has been noted (Andrew et al., 2015) that nursing students tend to have “non-traditional” student profiles in the sense that there are high numbers from lower socio-economic backgrounds, “first-in-family” students (i.e., first person in their family to attend university), mature age students and female students. They suggest that this profile makes it more likely that they will have external commitments that compete with their studies, such as work commitments and caring for dependents. Indeed, a review of the literature (Andrew et al., 2015) confirmed that nursing students identified the major stressors facing them were time demands of family and financial concerns. As such, it is highly probable that they may experience stress, fatigue and burnout before they even complete their final exams and enter into the profession as a registered nurse. How students manage the competing demands and stressors associated with academic work and clinical placements may serve as an indicator of their later ability or resilience to manage the stressors associated with employment as a nurse.

Psychological resilience has been described as the ability of a person to overcome adversity and adjust in a positive manner to

maintain their well-being (Cope et al., 2015; Reyes et al., 2015) and has been linked to persistence in the nursing workforce as well as in the educational context (Hodges et al., 2010; Gray, 2012; Knight et al., 2012; Manzano García and Ayala Calvo, 2012; Cope et al., 2015). In a study of acute care nurses, Hodges et al. (2010) postulated that resilience may vary due to the context or setting in which nurses are practicing. They identified three core processes of resilience: verifying fit, where personal passion for an area or setting is noted, stage setting, where resources are located and support is found, and optimizing the environment, where the person adapts to their setting in order to optimize their ability to cope. McGarry et al. (2013) also considered the context of the setting in which nurse's work as an important factor influencing resilience. Their work in pediatric health care indicated that a younger workforce (particularly those below 25 years of age) was particularly susceptible to reduced well-being, including stress, depression, and anxiety. Other studies have indicated that higher rates of post-traumatic stress disorder exist in nurses working in intensive care, although some staff in those areas have been identified as being highly resilient and more likely to have optimism, cognitive flexibility, a personal moral compass, altruism, an ability to face fear, coping skills, a supportive network, exercise, and a sense of humor (Mealer et al., 2012a,b, 2014). Overall, there are similarities of what resilience actually involves in all of these studies: providing support to overcome stress, increased positivity, and improved flexibility (Waugh and Koster, 2015). Resilience is also seen as a way forward for professional groups (related to contextual settings) to sustain their specialty e.g., mental health (Cleary et al., 2014).

Recently, Rees et al. (2015) proposed a theoretically and empirically derived model of workforce resilience based on large-scale, multi-site surveys of the nursing workforce (Hegney et al., 2013, 2014a,b; Drury et al., 2014). This model includes several key constructs that are predicted to have significant relationships with psychological adjustment via the mediating influence of resilience. As shown in **Figure 1**, Neuroticism (also known as trait negative affectivity) is proposed as both a

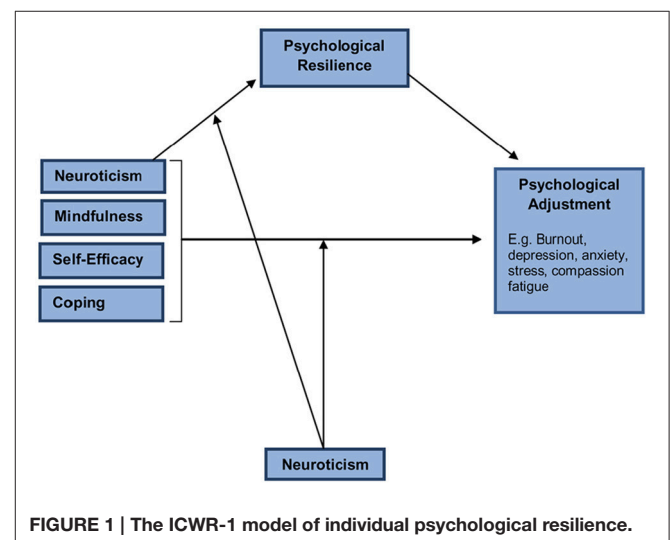


FIGURE 1 | The ICWR-1 model of individual psychological resilience.

mediator of the relationship between mindfulness, self-efficacy, coping, and psychological adjustment but also as a moderator of the relationship between these variables and resilience. Neuroticism or trait negative affect is known to be a relatively stable temperamental factor associated with various negative psychological outcomes such as depression, anxiety, stress, burnout, and compassion fatigue (Drury et al., 2014; Lu et al., 2014; Sarubin et al., 2015; Craigie et al., 2016).

Other variables in the model include mindfulness, self-efficacy and coping. Mindfulness refers to the ability to de-center and respond less reactively and more flexibly to events (Teasdale, 1999) and is a strong predictor of burnout (Viladarga et al., 2011). Self-efficacy refers to an individual's belief that they can effectively perform a task (Bandura, 1977) and is associated with psychological adjustment including levels of anxiety and resilience (Saks, 1994). Similarly, the use of adaptive coping strategies is associated with better overall psychological adjustment (Chang et al., 2007).

The aim of this study is to test the newly developed ICWR-1 model of individual psychological resilience among a group of student nurses. The link between resilience and psychological symptoms in student nurses has never been explored in any large-scale study. By understanding the key variables that influence student nurse resilience, strategies can be designed to specifically target these factors.

METHODS

Participants

Inclusion Criteria

Student nurses enrolled in a program leading to a bachelor of nursing qualification; student nurses in the final year of their program and having just undertaken their final year clinical placement. Students enrolled at the following universities in Australia: Monash University, Victoria; Flinders University, South Australia; The University of Adelaide, South Australia; Curtin University of Technology, Western Australia; The University of Southern Queensland, Queensland; and Charles Sturt University, New South Wales and in one Canadian University: Nipissing University.

Exclusion Criteria

Student nurses enrolled in other programs not leading to a Bachelor of Nursing qualification.

Measures

Demographic Questionnaire

Age, gender, marital status, living arrangements, citizenship, country of birth, enrolment pattern, mode of study, scholarship support for program, current employment and where employed, family responsibilities impacting on studies and future working life, last clinical placement, working pattern on clinical placement, expectations of graduate program.

The Connor-Davidson Resilience Scale

Connor and Davidson (2003) is a survey based measure of stress, coping, ability, or resilience. Evidence from previous

studies in the community (Hegney et al., 2008) of nursing populations (Gillespie, 2007) suggests that this scale is a valid and reliable measure of resilience for a range of normal and clinical populations (Connor et al., 2003). The original 25 item scale uses a five-point response scale with higher scores reflect greater resilience. Factor analyses have indicated that the 25-item measure is multifactorial, consisting of factors such as hardiness (10 items) social support/purpose (4 items), faith (2 items), and persistence (7 items). For the present study we elected to use the shorter 10-item version because factor analyses has found this version to be a pure measure of the central core construct of resilience that retains the excellent psychometrics of the longer version (Campbell-Sills and Stein, 2007). We considered this to be important for the present study where several other conceptually similar constructs are being investigated, such as self-efficacy and mindfulness. The use of the 10-item measure helped guard against the possibility of criterion-predictor contamination impacting on results. The observed alpha for the current study was excellent (0.90).

The Professional Quality of Life Scale Version 5 (ProQol5) (Stamm, 2010)

The PROQOL5 utilizes 30, five point Likert scale items to measure each of three subscale components (Compassion Satisfaction; Secondary Traumatic Stress; Burnout, 10 items each). Although the PROQOL was originally developed for emergency personnel and trauma counselors, the scale has been utilized internationally and also has been psychometrically validated in different studies for various target populations (Stamm, 2010). For this study we examined scores on the Burnout Scale. The observed alpha for Burnout for the current study was good (0.75).

General Self-Efficacy Scale (GSE)

Schwarzer and Jerusalem (1995) General self-efficacy refers to a broad and stable sense of personal competence to deal effectively with a variety of stressful situations. GSE is a universal construct, which means that it characterizes a basic belief that is inherent in all individuals. The GSE scale includes 10 items. A typical item is, "Thanks to my resourcefulness, I can handle unforeseen situations." Possible responses are not at all true (1), hardly true (2), moderately true (3), and exactly true (4), yielding a total score between 10 and 40. High reliability, stability, and construct validity of the GSE has been confirmed and the scale has been adapted to 28 languages (Schwarzer and Jerusalem, 1995). For this study the observed alpha was very good (0.89).

Cognitive and Affective Mindfulness Scale, Revised (CAMS-R)

Feldman et al. (2007) is a 20 item self-report measure of trait-based mindfulness. Mindfulness items represent factors of awareness of internal experience, present moment focus, attention control, and acceptance of experience (e.g., I am easily distracted; I can accept things I cannot change; I can describe how I feel in the moment). Participants are asked to rate their responses to each item on a Likert scale with the following options: 1 (Rarely/Not at all), 2 (Sometimes), 3

(Often), or 4 (Almost always). Higher scores represent higher levels of mindful awareness. The authors have shown that the CAMS-R has acceptable internal consistency and evidence of convergent and discriminant validity with concurrent measures of mindfulness, distress, well-being, emotion-regulation, and problem-solving approaches. The measure has been subsequently evaluated in a clinical setting, which demonstrated that increases in mindfulness after cognitive therapy for depression were related to reductions in non-adaptive emotion regulation strategies and depression (Kumar et al., 2008). The observed alpha for the current study was good (0.80).

Brief Cope

Carver (1997) is a 28-item self-report measure of both adaptive and maladaptive coping skills. The Brief COPE was developed based on concepts of coping from Lazarus and Folkman (1984). The Brief COPE is the abridged version of the COPE inventory and presents fourteen scales all assessing different coping dimensions: (1) active coping, (2) planning, (3) using instrumental support, (4) using emotional support, (5) venting, (6) behavioral disengagement, (7) self-distraction, (8) self-blame, (9) positive reframing, (10) humor, (11) denial, (12) acceptance, (13) religion, and 1(4) substance use. The observed Cronbach's alphas were above 0.70 (0.86, 0.76, 0.76, 0.89, 0.73, 0.82, 0.71, 0.78, 0.73, 0.72, 0.70, 0.83, 0.72 for adaptive, maladaptive, active coping, substance use, use of emotional support, use of instrumental support, behavioral disengagement, positive reframing, planning, humor, acceptance, religion and self-blame, respectively). The alphas for self-distraction (0.54), denial (0.62), and venting (0.58) were below (0.70).

The Positive and Negative Affect Scale (PANAS)

Watson et al. (1988) is a 20-item measure of an individual's overall affective state (e.g., afraid, jittery, active, alert, enthusiastic etc.). It consists of two separate 10-item sub-scales; one measuring positive affectivity (PA) and the other measuring negative affectivity (NA). Respondents are asked to rate the extent they have experienced a particular emotion using a five-point Likert Scale ranging from "very slightly or not at all" through to "very much." A number of time frames can be used such as "over the past week" or "generally (on average)." In this study the time frame of "generally" was used to measure trait-based affectivity: TPA and TNA. The PANAS has demonstrated excellent reliability and validity, and is frequently used in research and clinical settings (Watson and Clark, 1984; Watson et al., 1988). The observed Cronbach's alphas were 0.88 positive affect and 0.85 for negative affect.

Procedure

The study received approval from the Human Research and Ethics Committees at the seven universities. In total, between the two rounds of data collection in 2014 and 2015, the seven universities contacted 2970 students to complete the self-report questionnaire battery. Each university, sent out the reminders to the participants, thus the research team were unaware of the names of individuals. All responses were anonymous. The invitations sent out by the universities contained a letter of

invitation, the Participant Information Sheet and a link to the Qualtrics hosting site. With the exception of the USQ in Australia where the data collection was mainly undertaken using the hard copy version of the Qualtrics survey. In Canada, paper-based surveys were handed out to nursing students in class (not the researcher's class). Students were asked to return the surveys in the accompanying sealed envelope to the School of Nursing administrative office or place them in a box at the front of the classroom when completed. For universities who used on-line Qualtrics as data collection, a total of two or three email reminders were sent to participants from each university over a period of six weeks that the study remained live on the website between 2014 and 2015. A total of 535 students responded to the study questionnaires (18.01% overall response rate). After data screening and missing data procedures were applied, a final sample of 422 students with valid data were included in the study. During assumption testing $n = 7$ participants responses were excluded as outliers. Data analysis was therefore conducted on a final sample of 415 students.

Research Design and Analysis

The research was conducted as a cross-sectional, quantitative design at each data collection site. The endogenous variables in the ICRW model (see **Figure 1**) were resilience and psychological adjustment (i.e., burnout). The model's exogenous variables were mindfulness, adaptive coping style, maladaptive coping style, self-efficacy, and neuroticism. In addition to functioning as an exogenous variable, neuroticism was a moderating term of the indirect *a* model paths stemming from resilience to psychological adjustment for mindfulness, adaptive/maladaptive coping, and self-efficacy. Neuroticism was a moderating term of the direct *c'* model path between the aforementioned predictors and psychological adjustment. The adequacy of the model and its path coefficients in **Figure 1** was examined via path analysis as elaborated on in the forthcoming Results. Follow-up probing of significant moderation terms was conducted via simple slopes analysis and the Johnson-Neyman technique as outlined in the forthcoming Results.

RESULTS

Participant Characteristics

Generally (see **Table 1**) the nursing students were female (89.10%), in their late twenties (28.33, $SD = 10.09$) and were citizens (88.63%) of the country where they studied. Students were mainly single (63.03%) with less than half having (42.35%), dependent family responsibilities affecting their capacity to work. Almost all students (82.42%) studied on campus and full time (88.15%). More than half (69.86%) expected to be accepted into a graduate program and few of them (13.78%) were recipients of a scholarship or an award. During their last placement, students were in tertiary (53.10%) or primary (21.43%) level of care. They had essentially morning or/and evening shift (49.05%) and day shift (28.44%). In terms of employment, more than half of students (68.41%) worked in parallel of their nursing studies and mainly in health environment (68.75%). In mean, they worked 21.26 ($SD = 13.06$) hours.

Model Testing

In preparation for model testing via Structural Equation Modeling (SEM), the ratio of estimated free parameters to cases suggested that path analysis would be most appropriate as an exploratory means of testing the moderated multiple mediator model, instead of an underpowered full structural regression model (Kline, 2010). Kline recommends a minimum case to free parameter ratio of 10:1 for sufficient power when conducting SEM, with >20:1 being ideal. Therefore our ratio of ~2:1 cases

to parameters, before the inclusion of the moderation indicators and latent factors, suggested that a full structural regression model would be underpowered. The path analysis case to free parameter ratio of ~19:1 for the saturated model suggested that this approach was tenable.

Missing data from the 422 responses was calculated as being missing completely at random, Little’s MCAR test $\chi^2(632) = 691.096, p = 0.051$, therefore expectation maximization was used to address the points of missing data from the item responses. Total scores per participant for each measure were summed. Assumptions were examined prior to analysis, and suggested that univariate normality was problematic for neuroticism, maladaptive coping, and burnout; algebraic transformation was correctively applied. Influential multivariate and univariate outliers identified via Mahalanobis’ distances, standardized residuals, and residual scatterplots were removed ($N = 7$), bringing the sample for analysis to $N = 415$. Moderating terms between neuroticism and each exogenous predictor were centered via their residuals per the method suggested by Little et al. (2007), to ensure orthogonality of the moderating terms with their product components. Ill-scaled variances for variables were correct via algebraic transformation, and all remaining assumptions were met. **Table 2** presents bivariate correlations and variances for variables employed in the path analysis.

Path analysis model testing was analyzed using maximum likelihood estimation, using the software mPlus version 7.31 (Muthén and Muthén, 2012). Resilience was regressed on neuroticism, mindfulness, self-efficacy, adaptive and maladaptive coping, and the four moderating terms. Burnout was regressed on all of the previous variables. Examination of the indirect and direct effects within the saturated model are described in the forthcoming sections. As the saturated model is just-identified ($df = 0$), we tested a variant of the saturated model that aimed to include only significant free parameters to estimate the adequacy of model fit. While neuroticism did not have a significant direct effect on either resilience or burnout as described shortly, it was a component of the moderator variables that influenced resilience

TABLE 1 | Demographic characteristics of the entire sample (N = 415).

Main Demographic Description	% (n)
Female	89.10 (376)
Mean age in years (SD)/range	28.33 (10.09)/19-62
Single, divorce, widow, separated	63.03 (266)
Citizen of the country	88.63 (374)
Live with family (parents or spouse)	67.30 (284)
Dependent family responsibility affecting the capacity to work	42.35 (166)
Study on campus	82.42 (347)
Full time study	88.15 (372)
Be accepted into a graduate program	69.86 (292)
Scholarship or Award	13.78 (58)
Shift during last practicum	
Morning and evening shifts only	49.05 (207)
Day shifts (between 6 a.m. and 6 p.m.)	28.44 (120)
Place Last Practicum	
Tertiary care*	53.10 (223)
Primary care*	21.43 (90)
Been Employed last 4 weeks	68.41 (288)
Health Environment	68.75 (198)
Mean hours working (SD)–range	21.26 (13.09)/2-88

*Tertiary care refers to specialist care, usually on referral from a primary or secondary health professional (e.g., tertiary hospital); *Primary care refers to health professionals who act as a first point of consultation for all patients.

TABLE 2 | Bivariate correlations and variances of path analysis variables (N = 415).

	Resil	Burnout	Mind	Adpt C	Neuro	Maldpt C	SelfE	Neuro*Mind	Neuro*Maldpt	Neuro*SelfE	Neuro*Adpt
RESILIENCE											
Burnout	-0.486**										
Mindfulness	0.627**	-0.481**									
Adaptive Coping	0.131**	0.027	-0.063								
Neuroticism	-0.336**	0.374**	-0.409**	0.239**							
Maladaptive Coping	-0.296**	0.509**	-0.435**	0.498**	0.477**						
Self-Efficacy	0.666**	-0.395**	0.557**	0.077	-0.324**	-0.224**					
Neuro*Mind	0.074	-0.126*	0.000	0.063	0.000	-0.121*	0.042				
Neuro*Adapt	-0.167**	0.068	-0.106*	-0.113*	0.000	0.000	-0.099*	-0.449**			
Neuro*SelfEff	0.027	-0.134**	0.008	0.027	0.000	-0.095	0.000	0.650**	-0.294**		
Neuro*Ada	0.062	-0.074	0.037	0.000	0.000	-0.019	0.031	-0.078	0.497**	0.029	
Variance	38.038	32.177	26.663	97.39	55.158	94.601	59.896	66.03	58.103	41.594	57.201

*P ≤ 0.05; **P ≤ 0.01

scores and was therefore retained for model estimation (Hayes, 2013). The reduced free parameter model indicated a good fit to the data, $\chi^2_{(4)} = 7.085, p = 0.131, RMSEA = 0.043$ (90% CI 0.000 to 0.094), $CFI = 0.995, TLI = 0.980, SRMR = 0.011$, and is presented in **Figure 2**.

Direct Effects on Burnout

Burnout had ~43.2% of its variance accounted for by its entered predictors. **Table 3** provides the standardized and unstandardized predictors and their standard errors for this

component of the model, based on estimates from the saturated model. Participants' reported level of mindfulness and the use of adaptive coping strategies were significant negative predictors of burnout assuming resilience remains constant. The use of maladaptive coping strategies was a significant positive predictor of burnout, indicating that participants who used these strategies more often had a poorer adjustment, assuming resilience remains constant. Maladaptive coping strategies had the largest direct effect on burnout (standardized $c'_{Mal} = 0.435$). Self-efficacy did not significantly predict burnout when holding the mediating

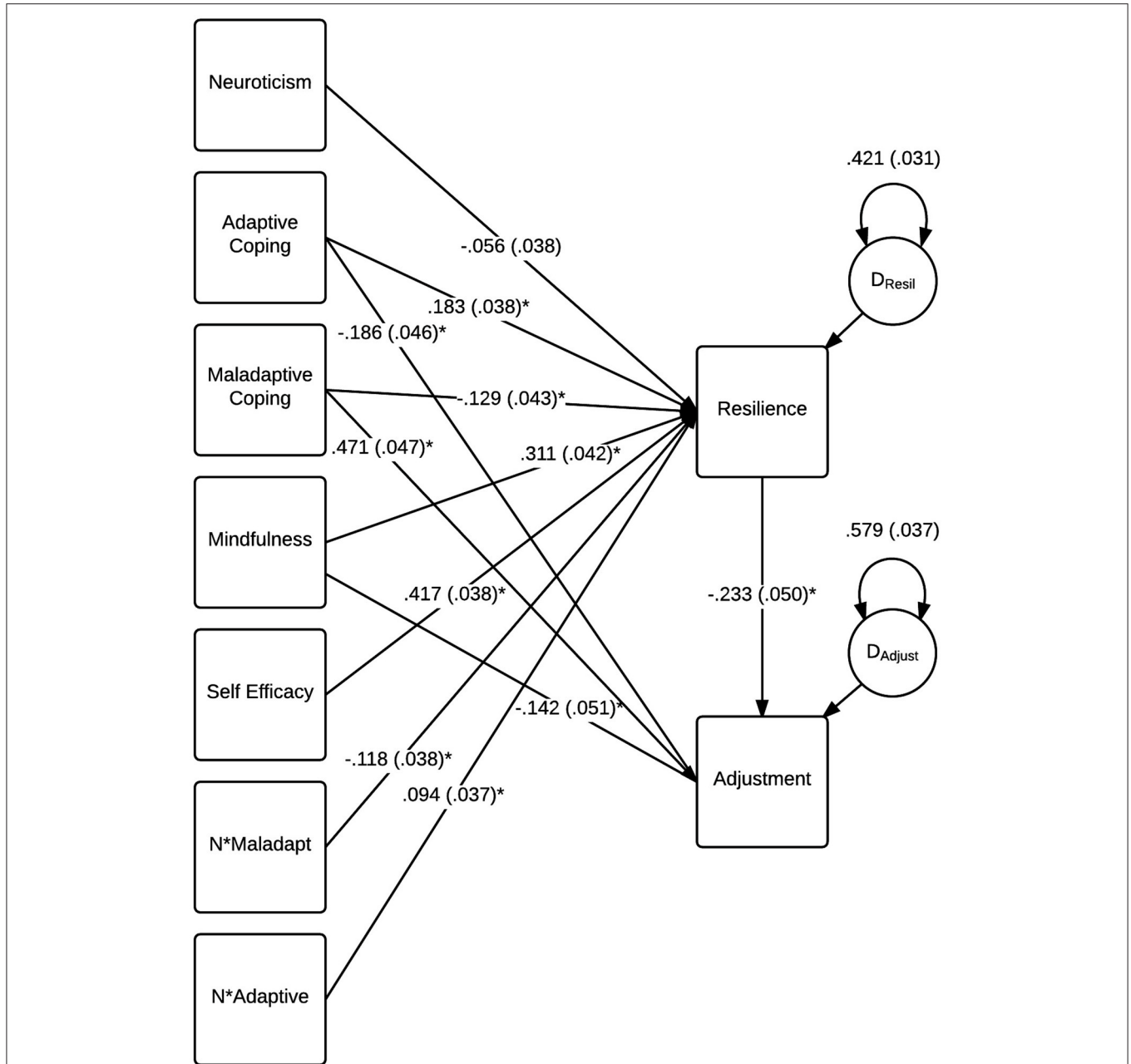


FIGURE 2 | Statistically significant standardized parameter coefficients for the model testing conditional direct and indirect effects on burnout (N = 415). Standard errors are reported in brackets for each parameter.

TABLE 3 | Unstandardized and standardized estimates with standard errors for estimated model parameters ($N = 415$).

	Estimate	SE	Std. Estimate	SE
RESILIENCE				
Neuroticism	-0.046	0.032	-0.055	0.038
Mindfulness	0.367	0.051	0.308***	0.042
Self Efficacy	0.331	0.031	0.416***	0.038
Adaptive Coping	0.116	0.024	0.185***	0.039
Maladaptive Coping	-0.086	0.028	-0.136**	0.044
Neuro*Mind	-0.001	0.035	-0.001	0.046
Neuro*Maladaptive Coping	-0.108	0.035	-0.133**	0.043
Neuro*Self-Efficacy	-0.033	0.040	-0.035	0.042
Neuro*Adaptive Coping	0.083	0.031	0.102**	0.038
BURNOUT				
Resilience	-0.168	0.053	-0.183**	0.057
Neuroticism	0.060	0.034	0.079	0.044
Mindfulness	-0.128	0.058	-0.116*	0.053
Self Efficacy	-0.051	0.038	-0.070	0.051
Adaptive Coping	-0.106	0.026	-0.185***	0.046
Maladaptive Coping	0.254	0.030	0.435***	0.050
Neuro*Mind	0.003	0.037	0.004	0.053
Neuro*Maladaptive Coping	-0.003	0.038	-0.005	0.050
Neuro*Self-Efficacy	-0.074	0.043	-0.084	0.049
Neuro*Adaptive Coping	-0.032	0.033	-0.043	0.045
INTERCEPTS				
Resilience	-1.336	3.152	-0.217	0.509
Burnout	50.384	3.373	8.882	0.660
RESIDUAL VARIANCES				
Resilience	15.963	1.108	0.420***	0.031
Burnout	18.273	1.269	0.568***	0.037

* $P \leq 0.05$; ** $P \leq 0.01$; *** $P \leq 0.001$

term constant. No statistically significant conditional effects of neuroticism were observed for the latter effects, therefore evidence of its role as a moderator of the direct effects was not supported by these analyses.

Indirect and Conditional Indirect Effects on Burnout

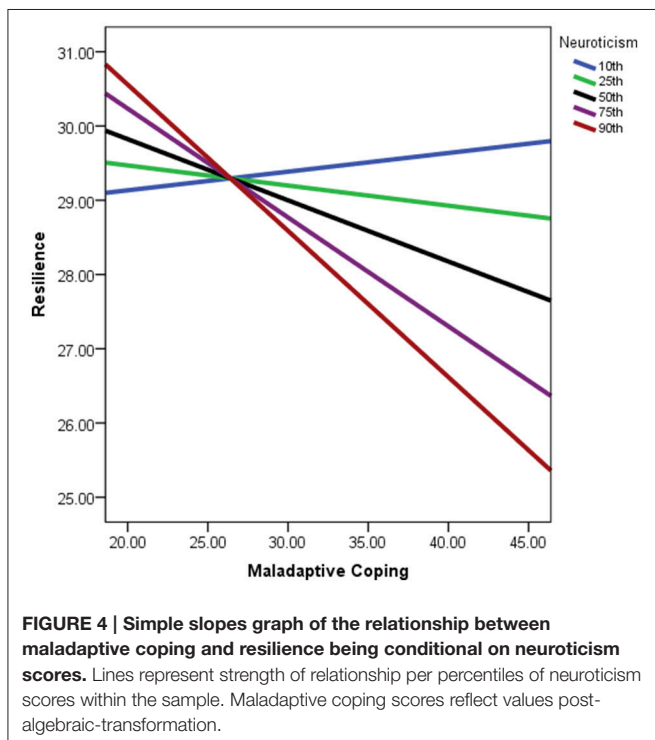
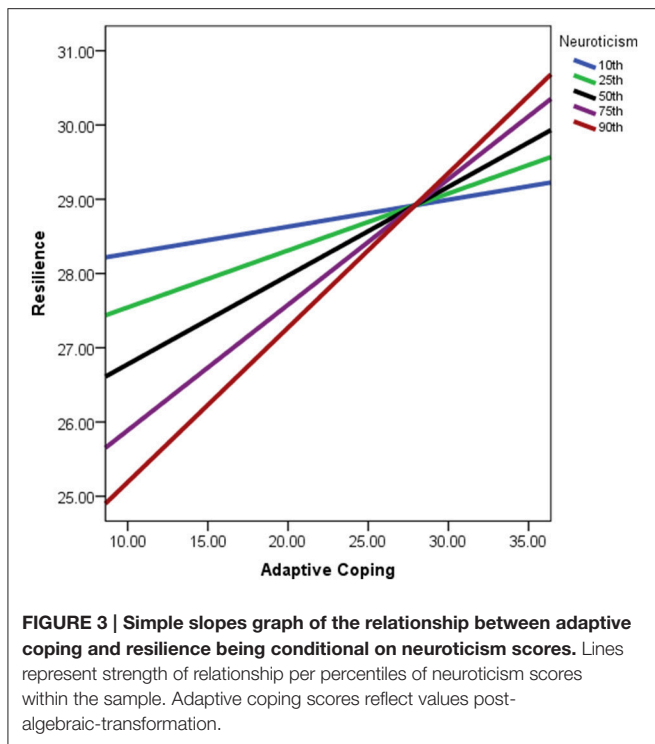
The indirect effects of adaptive and maladaptive coping, mindfulness, and self-efficacy, via resilience, were examined for an influence on participant burnout via calculated ab coefficients. The ab coefficient for each indirect effect is the product of the a path from a predictor (e.g., mindfulness) to resilience, and the coefficient of the b path from resilience to burnout, forming an ab coefficient whose magnitude can be assessed for statistical significance (Hayes, 2013). Examination of the indirect effect of mindfulness on burnout via resilience supported the significance of this effect, standardized $ab = -0.056$, $p = 0.003$. Consistent with the direct effect of mindfulness on burnout, the indirect effect of mindfulness on burnout via resilience was negative, suggesting that participants with higher scores on the mindfulness measure had lower burnout scores due to mindfulness' effect on resilience, which in turn influenced burnout. The indirect effect of self-efficacy on burnout via

resilience was also significant, standardized $ab = -0.076$, $p = 0.002$, and demonstrated the same direction of the indirect effect as mindfulness. Neither of these indirect effects was conditional on neuroticism influencing the a pathway between the predictor and resilience, therefore support for this component of the model was not observed in this analysis.

Both ab paths for adaptive and maladaptive coping indirectly influencing burnout via resilience were significant, standardized $ab = -0.034$, $p = 0.007$, and standardized $ab = 0.025$, $p = 0.026$, respectively. The direction of these indirect effects were consistent with the direct effects on burnout, with the use of adaptive coping strategies associated with lower burnout via its effect on resilience, and the opposite pattern observed for the use of maladaptive coping strategies. However, the a pathways between adaptive/maladaptive coping and resilience were both conditional on participants' neuroticism scores, as evidenced by the significant moderating terms for these variables ($p = 0.007$ and $p = 0.002$, respectively, see Table 3). To further probe the nature of this moderating influence on the a pathway for the two coping predictors, the PROCESS macro (Hayes, 2013) for SPSS (version 22; IBM Corporation, Armonk, NY, USA) was used to perform simple slopes analyses and derive Johnson-Neyman significance regions to establish the properties of the moderating effects. Each simple slopes figure was calculated to reflect the relationship between either coping predictor and resilience at the 10th, 25th, 50th, 75th, and 90th percentiles of reported neuroticism scores for participants. This provided a means of examining the conditionality of the effect for participants with very low, low, average, high, and very high levels of neuroticism relative to the sample, respectively (Hayes, 2013). The regions of significance provided by the Johnson-Neyman Technique allowed us to examine whether the influence of neuroticism was significant across all levels of the moderator, or whether this moderating effect was influential only within a range of neuroticism scores (Hayes, 2013). Together, these supplementary analyses allowed greater clarity toward understanding the manner in which neuroticism was influential on the adaptive/maladaptive coping model pathways to resilience.

As reported levels of neuroticism increased for participants, the relationship between adaptive coping being positively related to participant resiliency strengthened as demonstrated in Figure 3. Consequently, the strength of the indirect effect of coping being negatively related to burnout via resilience would be higher for participants with greater reported levels of neuroticism. This effect was not influential across all levels of neuroticism however; individuals with reported neuroticism scores approximately below the 19th percentile of the sample were not affected by this conditional effect. Therefore the conditionality of adaptive coping influencing resilience due to neuroticism was only apparent for participants with low to very high levels of neuroticism.

In a similar manner to that of adaptive coping, the negative effect of maladaptive coping on reported resilience strengthened as neuroticism scores increased for participants (see Figure 4). The indirect effect of the use of maladaptive coping approaches being positively related to reported burnout



via resilience was therefore stronger for participants with higher levels of neuroticism. The conditionality of this effect was limited to participants with moderate to higher levels of neuroticism in comparison to the rest of the sample though,

as the region of significance for this effect extended only to participants above approximately the 42nd percentile for neuroticism scores. These findings regarding the conditionality of the indirect effects on burnout were therefore supported in the instances of adaptive and maladaptive coping behaviors, although these effects were not present for mindfulness and self-efficacy.

DISCUSSION

Student nurses are the future of the nursing workforce and thus efforts to understand how best to support their emotional well-being in relation to their work are of paramount importance. The aim of this study was to explore the applicability of a recently proposed model of workplace resilience (Rees et al., 2015) to explain the psychological functioning of student nurses. As predicted by the model, both mindfulness and coping had direct effects on burnout. Consistent with previous literature (Chang et al., 2007) and with the model, adaptive coping was associated with lower burnout and conversely maladaptive coping was associated with higher burnout. Similarly, the finding that higher levels of mindfulness were associated with lower levels of burnout is also consistent with previous literature (Viladarga et al., 2011) and with the model. Contrary to the predictions of the model, Neuroticism (Trait Negative Affect) did not moderate these direct relationships. Unlike coping and mindfulness, self-efficacy did not have a direct effect on burnout in this sample. However as explained below, self-efficacy had an indirect effect on burnout via resilience.

As predicted by the model, resilience had a significant influence on the relationship between mindfulness, self-efficacy and coping, and psychological adjustment (burnout scores). Higher mindfulness, higher self-efficacy, and coping scores were associated with lower burnout due to each variables effect on resilience. For mindfulness and self-efficacy, these effects were not moderated by Neuroticism, suggesting that the relationships between variables occur irrespective of a persons score on this personality variable. These findings offer some support for the development of programs for students that teach mindfulness skills, adaptive coping skills and strategies directly designed to bolster self-efficacy as a potentially important approach to strengthening student nurse resilience and thereby potentially preventing burnout.

Similar indirect effects were observed for both adaptive and maladaptive coping and burnout with these relationships also due to the effect of coping on resilience. However, for the coping variables, this relationship was moderated by Neuroticism. Specifically, as level of Neuroticism increases, the positive effect of adaptive coping on resilience strengthens. Similarly, as Neuroticism increases the negative effect of maladaptive coping on reported resilience strengthens. In other words, the indirect effect observed between coping and burnout (which occurs via the effect of coping on resilience) is greater for individuals with higher reported levels of Neuroticism. This finding is consistent with the predictions in the model and with previous research that strongly links Neuroticism with psychological vulnerability

(Drury et al., 2014; Lu et al., 2014; Sarubin et al., 2015; Craigie et al., 2016).

This result suggests that compared to their counterparts who may score lower on Neuroticism, students who are high in Neuroticism would benefit the most from educational programs that emphasize the use of adaptive coping strategies such as planning, positive reframing, and seeking support. Such programs are likely to bolster the resiliency of these students. Such programs could be regarded as preventative in the sense that vulnerable students, high on neuroticism could be targeted and provided with these strategies early in the course of their studies. Importantly, these results also suggest that students high in Neuroticism may find activities like substance use, behavioral disengagement, and self-blame far more damaging to their resiliency when dealing with the stress of study and work, in comparison to their student counterparts who are lower in Neuroticism.

The current sample of nursing students were predominantly female and 42% reported having dependent family affecting their capacity to work. A large proportion (68%) were also working whilst studying. As noted Andrew et al. (2015) these external demands add pressure to an already demanding degree. The results of this study indicate that several variables are key in understanding the resilience and associated psychological adjustment of student nurses. Self-efficacy, coping, and mindfulness all impact on the overall resilience of students. Courses that aim to build perceptions of self-efficacy, teach the skills of mindfulness, and adaptive coping are likely to assist student nurses to remain resilient during their studies. Such skills would then have transferability into the employed nurse working environment and potentially help to buffer against the effects of stress. This study also identified that there may be a specific group of students high in Neuroticism and who also have poor coping skills, who are particularly at-risk and would be the cohort that would most benefit from such courses in self-care. It would be possible to screen for such students and offer them short courses aimed at building adaptive coping skills that could have the potential to prevent later burnout.

There are some limitations of this study that should be taken into consideration. First, we did not have sufficient power to

run a fully saturated SEM model. As such, it is possible that some of the observed findings may change when a fully saturated model is tested. Second, the majority of students in this study were Australian. In order to gain an understanding of the universal applicability of the model it is necessary to test it with a broader international sample. Members of our team are currently undertaking such work with a large sample of students from Singapore and Hong Kong.

Theoretical models of workforce resilience are critical for understanding and predicting the factors impacting on nurse well-being and the related outcomes of retention and turnover. This is the first study to test a theoretical model of individual psychological resilience among nursing students. We hope that it will stimulate further research with student nurses who are the future of the nursing workforce.

AUTHOR CONTRIBUTIONS

All authors contributed to the design of the study. BH, RO-M, CR contributed to analyses. JA, LC, DC, CR, VT, DH, CR, DGH contributed to data collection. CR took responsibility for the writing of the entire first draft. All authors contributed to revisions of the first draft.

ACKNOWLEDGMENTS

International Collaboration of Workforce Resilience (ICWR-1) members: Australia: CR, RO-M, Mark Craigie, Susan Slatyer, Lauren Breen, Janie Brown (Curtin University), Lesley Sieglhoff, DC, David Gilham, Allison Roderick, Peter Mellor, Moira Kelton (Flinders University), WC, Allison Williams (Monash University); JA, David Stanley (Charles Sturt University); DGH, CR, VT, Coralie Graham (University of Southern Queensland); Singapore: Ang Shin Yuh, Chua Tse Lert, Tracy Ayre (Singapore General Hospital) Emily Ang, Violeta Lopez (National University Hospital Singapore & National University Singapore); Kin Cheung, Shirley Ching, Mak Shuk Yan, Polly Chan, Yobie Lam, Alex Molasiotis (Hong Kong Polytechnic University); Canada: DH (Nipissing University).

REFERENCES

- Andrew, L., Maslin-Prothero, S. E., Costello, L., Dare, J., and Robinson, K. (2015). The influence of intimate partnerships on nurse student progression: an integrative literature review. *Nurse Educ. Today* 35, 1212–1220. doi: 10.1016/j.nedt.2015.04.018
- Australian Institute of Health and Welfare (2013). *Nursing and Midwifery Workforce 2012*. Canberra, ACT: Australian Institute of Health and Welfare.
- Australian Institute of Health and Welfare (2015). *Nursing and Midwifery Workforce 2014*. Available online at: <http://www.aihw.gov.au/workforce/nursing-and-midwifery/>
- Bandura, A. (1977). Self-efficacy: towards a unifying theory of behavioural change. *Psychol. Rev.* 84, 191–215. doi: 10.1037/0033-295X.84.2.191
- Campbell-Sills, L., and Stein, M. B. (2007). Psychometric analysis and refinement of the connor-davidson resilience scale (CD-RISC): validation of a 10-item measure of resilience. *J. Traumatic Stress* 20, 1019–1028. doi: 10.1002/jts.20271
- Carver, C. (1997). You want to measure coping but your protocol's too long: consider the brief cope. *Int. J. Behav. Med.* 4, 92–100.
- Chang, E. M. L., Bidwell, J. W., Huntington, A. D., Daly, J., Johnson, A., Wilson, H., et al. (2007). A survey of role stress, coping and health in Australian and New Zealand hospital nurses. *Int. J. Nurs. Stud.* 44, 1354–1362. doi: 10.1016/j.ijnurstu.2006.06.003
- Chang, E., and Daly, J. (2012). *Transitions in Nursing Preparing for Professional Practice 34th Edn.*, Chatswood, NSW: Elsevier.
- CifHI (2000). *Supply and Distribution of Registered Nurses in Canada*. Ontario, ON: Canadian Institute for Health Information.
- Cleary, M., Jackson, D., and Hungerford, C. L. (2014). Mental health nursing in Australia: resilience as a means of sustaining the specialty. *Issues Ment. Health Nurs.* 35, 33–40. doi: 10.3109/01612840.2013.836261
- Connor, K. M., and Davidson, J. (2003). Development of a new resilience scale: the Connor-Davidson Resilience Scale (CD-RISC). *Depress. Anxiety* 18, 76–82. doi: 10.1002/da.10113

- Connor, K. M., Davidson, J. R. T., and Lee, L. C. (2003). Spirituality, resilience and anger in survivors of violent trauma: a community study. *J. Traumatic Stress* 16, 487–494. doi: 10.1023/A:1025762512279
- Conrad, D., and Kellar-Guenther, Y. (2006). Compassion fatigue, burnout, and compassion satisfaction among Colorado child protection workers. *Child Abuse Neglect* 30, 1071–1080. doi: 10.1016/j.chiabu.2006.03.009
- Cope, V., Jones, B., and Hendricks, J. (2015). Why nurses chose to remain in the workforce: Portraits of resilience. *Collegian* 23, 87–95. doi: 10.1016/j.colegn.2014.12.001
- Craig, C. D., and Sprang, G. (2009). Compassion satisfaction, compassion fatigue, and burnout in a national sample of trauma treatment therapists. *Anxiety Stress Coping* 23, 319–339. doi: 10.1080/10615800903085818
- Craigie, M., Osseiran-Moisson, R., Hemsworth, D., Samar, A., Francis, K., Brown, J., et al. (2016). The influence of trait-negative affect and compassion satisfaction on compassion fatigue in Australian nurses. *Psychol. Trauma* 8, 88–97. doi: 10.1037/tra0000050
- Doiron, D., Hall, J., and Jones, G. (2008). Is there a crisis in nursing retention in New South Wales. *Aust. N. Z. Health Policy* 5:19. doi: 10.1186/1743-8462-5-19
- Drury, V., Craigie, M., Francis, K., Aoun, S., and Hegney, D. (2014). Compassion Satisfaction, compassion fatigue, anxiety, depression and stress in registered nurses in Australia: phase 2 results. *J. Nurs. Manag.* 22, 519–531. doi: 10.1111/jonm.12168
- Drury, V., Francis, K., and Chapman, Y. (2009). *Where Have All the Young Ones Gone: Implications for the Nursing Workforce OJIN*, 14 2009. Available online at: <http://www.nursingworld.org/MainMenuCategories/ANAMarketplace/ANAPeriodicals/OJIN/TableofContents/Vol142009/No1Jan09.aspx>
- Eley, R., Parker, D., Tuckett, A., and Hegney, D. (2010). Career breaks and intentions for retirement by Queensland's nurses - a sign of the times? *Collegian* 17, 38–42. doi: 10.1016/j.colegn.2009.10.004
- Feldman, G., Hayes, A., Kumar, S., Greeson, J., and Laurenceau, J.-P. (2007). Mindfulness and emotion regulation: the development and initial validation of the cognitive and affective mindfulness scale-revised (CAMS-R). *J. Psychopathol. Behav. Assess.* 29, 177–190. doi: 10.1007/s10862-006-9035-8
- Figley, C. R. (1995a). "Compassion fatigue as secondary traumatic stress disorder: an overview," in *Compassion Fatigue: Coping with Secondary Traumatic Stress Disorder in those Who Treat the Traumatized*, ed C. R. Figley (New York, NY: Brunner-Routledge), 1–20.
- Figley, C. R. (1995b). *Compassion Fatigue: Coping with Secondary Traumatic Stress Disorder in those Who Treat the Traumatized*. New York, NY: Brunner/Mazel.
- Francis, K., and Mills, J. (2011). Sustaining and growing the rural nursing and midwifery workforce: understanding the issues and isolating directions for the future. *Collegian* 18, 55–60. doi: 10.1016/j.colegn.2010.08.003
- Gillespie, B. M. (2007). *The Predictors of Resilience in Operating Room Nurses*. (Ph.D.), Griffith, QLD: Gold Coast.
- Gray, J. (2012). Building resilience in the nursing workforce. *Nurs. Standard* 26, 1. doi: 10.7748/ns2012.04.26.32.1.p8058
- Hayes, A. F. (2013). *Introduction to Mediation, Moderation, and Conditional Process Analysis: A Regression-Based Approach*. New York, NY: Guilford.
- Health Workforce Australia (2012). *Health Workforce 2025: Doctors, Nurses and Midwives*, Vol. 1. Canberra, ACT.
- Hegney, D., Craigie, M., Osseiran-Moisson, R., Aoun, S., Francis, K., and Drury, V. (2013). Compassion satisfaction, compassion fatigue, anxiety, depression and stress in registered nurses in Australia: Study 1 results. *J. Nurs. Manag.* 22, 506–518. doi: 10.1111/jonm.12160
- Hegney, D., Craigie, M., Osseiran-Moisson, R., Drury, V., Aoun, S., Hemsworth, D., et al. (2014a). Compassion fatigue, compassion satisfaction, anxiety and depression in Western Australian nurses: a questionnaire survey. *J. Nurs. Manag.* 22, 519–531.
- Hegney, D., Eley, R., and Francis, K. (2014b). *Your work, Your Time, Your Life: A study of Queensland Nurses*. Perth, WA: Curtin University.
- Hegney, D., Ross, H., Baker, P., Rogers-Clark, C., King, C., Buikstra, E., et al. (2008). *Identification of Personal and Community Resilience that Enhance Psychological Wellness: A Stanthorpe Study*. Toowoomba, QLD: University of Southern Queensland.
- Hodges, H. F., Troyan, P. J., and Keeley, A. C. (2010). Career persistence in baccalaureate-prepared acute care nurses. *J. Nurs. Scholarship* 42, 83–91. doi: 10.1111/j.1547-5069.2009.01325.x
- Hooper, C., Craig, C., Janvrin, D. R., Wetsel, M. A., and Reimels, E. (2010). Compassion satisfaction, burnout and compassion fatigue among emergency nurses compared with nurses in other selected inpatient specialties. *J. Emerg. Nurs.* 36, 420–427. doi: 10.1016/j.jen.2009.11.027
- Kline, R. B. (2010). *Principles and Practices of Structural Equation Modeling, 3rd Edn*. New York, NY: Guilford.
- Knight, J., Corbett, A., Smith, C., Watkins, B., Hardy, R., and Jones, G. (2012). "What made me stay?" A review of the reasons student nurses enrolled in a Bachelor of Nursing programme completed their studies: a descriptive phenomenological study. *Nurse Educ. Today*, 32, e62–e65. doi: 10.1016/j.nedt.2012.03.007
- Kumar, S., Feldman, G., and Hayes, A. (2008). Changes in mindfulness and emotion regulation in an exposure-based cognitive therapy for depression. *Cogn. Ther. Res.* 32, 734–744. doi: 10.1007/s10608-008-9190-1
- Lazarus, R. S., and Folkman, S. (1984). *Stress, Appraisal, and Coping*. New York, NY: Springer.
- Levett-Jones, T., Pitt, V., Courtney-Pratt, H., Harbrow, G., and Rossiter, R. (2015). What are the primary concerns of nursing students as they prepare for and contemplate their first clinical placement experience? *Nurse Educ. Practice* 15, 304–309. doi: 10.1016/j.nepr.2015.03.012
- Little, T. D., Card, N. A., Bovaird, J. A., Preacher, K. J., and Crandall, C. S. (2007). "Structural equation modeling of mediation and moderation with contextual factors," in *Modeling Contextual Effects in Longitudinal Studies*, eds T. D. Little, J. A. Bovaird and N. A. Card (London: Routledge), 207–230.
- Lu, W., Wang, Z., and Zhang, Y. L. (2014). Resilience as a mediator between extraversion, neuroticism, and happiness, PA and NA. *Pers. Individ. Diff.* 63, 128–133. doi: 10.1016/j.paid.2014.01.015
- Manzano García, G., and Ayala Calvo, J. C. (2012). Emotional exhaustion of nursing staff: influence of emotional annoyance and resilience. *Int. Nurs. Rev.* 59, 101–107. doi: 10.1111/j.1466-7657.2011.00927.x
- McGarry, S., Girdler, S., McDonald, A., Valentine, J., Lee, S.-L., Blair, E., et al. (2013). Paediatric health-care professionals: relationships between psychological distress, resilience and coping skills. *J. Paediatr. Child Health* 49, 725–732. doi: 10.1111/jpc.12260
- Mealer, M., Conrad, D., Evans, J., Jooste, K., Solyntjes, J., Rothbaum, B., et al. (2014). Feasibility and acceptability of a resilience training program for intensive care unit nurses. *Am. J. Critic. Care* 23, e97–e105. doi: 10.4037/ajcc2014747
- Mealer, M., Jones, J., and Moss, M. (2012b). A qualitative study of resilience and posttraumatic stress disorder in United States ICU nurses. *Intens. Care Med.* 38, 1445–1451. doi: 10.1007/s00134-012-2600-6
- Mealer, M., Jones, J., Newman, J., McFann, K. K., Rothbaum, B., and Moss, M. (2012a). The presence of resilience is associated with a healthier psychological profile in intensive care unit (ICU) nurses: results of a national study. *Int. J. Nurs. Stud.* 49, 292–299. doi: 10.1016/j.ijnurstu.2011.09.015
- Milosevic, M., Jovanov, E., Frith, K. H., Vincent, J., Zaluzec, E. (2012). Preliminary analysis of physiological changes of nursing students during training. *Conf. Proc. IEEE Eng. Med. Biol. Soc.* 2012, 3772–3775. doi: 10.1109/EMBC.2012.6346788
- Muthén, L. K., and Muthén, B. O. (2012). *Mplus User's Guide, 7th Edn*. Los Angeles, CA: Muthén & Muthén.
- Pulido-Martos, M., Augusto-Landa, J. M., Lopez-Zafra, E. (2012). Sources of stress in nursing students: a systematic review of quantitative studies. *Int. Nurs. Rev.* 59, 15–25.
- Rees, C., Breen, L., Cusack, L., and Hegney, D. (2015). Understanding individual resilience in the workplace: the international collaboration of workforce resilience model 1 *Front. Psychol.* 6:73. doi: 10.3389/fpsyg.2015.00073
- Reyes, A. T., Andrusyszyn, M.-A., Iwasiw, C., Forchuk, C., and Babenko-Mould, Y. (2015). Nursing students' understanding and enactment of resilience: a grounded theory study. *J. Adv. Nurs.* 71, 2622–2633. doi: 10.1111/jan.12730
- Saks, A. M. (1994). Moderating effects of self-efficacy for the relationship between training method and anxiety and stress reactions of new comers. *J. Organ. Behav.* 15, 639–654. doi: 10.1002/job.4030150707
- Sarubin, N., Wolf, M., Giegling, I., Hilbert, S., Naumann, F., Gutt, D., et al. (2015). Neuroticism and extraversion as mediators between positive/negative life events and resilience. *Pers. Individ. Diff.* 82, 193–198.
- Schwarzer, R., and Jerusalem, M. eds. (1995). "Generalized self-efficacy scale," in *Measures in Health Psychology: A User's Portfolio. Causal and control beliefs*

- Windsor, eds J. Weinman, S. Wright and M. Johnston (Windsor: Nelson), 35–37.
- Stamm, B. (2010). *The Concise ProQOL Manual*. Pocatello, ID: ProQoL.org.
- Teasdale, J. D. (1999). Emotional processing, three modes of mind and the prevention of relapse in depression. *Behav. Res. Ther.* 37, S53–S57.
- Timm, A. (2014). It would not be tolerated in any other profession except medicine: survey reporting on undergraduates' exposure to bullying and harassment in their first placement year. *BMJ Open* 4:e005140. doi: 10.1136/bmjopen-2014-005140
- Viladarga, R., Luoma, J. B., Hayes, S. C., Pistorello, J., Levin, M. E., Hildebrandt, M. J., et al. (2011). Burn out among the addiction counseling workforce: the differential roles of mindfulness and values-based processes and work-site factors. *J. Subst. Abuse Treat.* 40, 323–335. doi: 10.1016/j.jsat.2010.11.015
- Watson, D., and Clark, L. A. (1984). Negative affectivity - The disposition to experience aversive emotional states. *Psychol. Bull.* 96, 465–490.
- Watson, D., Clark, L. A., and Tellegen, A. (1988). Development and validation of brief measures of positive and negative affect: the PANAS scales. *J. Pers. Soc. Psychol.* 54, 1063–1070.
- Waugh, C. E., and Koster, E. H. W. (2015). A resilience framework for promoting stable remission from depression. *Clin. Psychol. Rev.* 41, 49–60. doi: 10.1016/j.cpr.2014.05.004
- Conflict of Interest Statement:** The authors declare that the research was conducted in the absence of any commercial or financial relationships that could be construed as a potential conflict of interest.

Copyright © 2016 Rees, Heritage, Osseiran-Moisson, Chamberlain, Cusack, Anderson, Terry, Rogers, Hemsworth, Cross and Hegney. This is an open-access article distributed under the terms of the Creative Commons Attribution License (CC BY). The use, distribution or reproduction in other forums is permitted, provided the original author(s) or licensor are credited and that the original publication in this journal is cited, in accordance with accepted academic practice. No use, distribution or reproduction is permitted which does not comply with these terms.