

## PERSPECTIVE

## Middle-out ecology: small carnivores as sentinels of global change

Courtney J. MARNEWECK\*  Department of Forestry and Environmental Conservation, Clemson University, Clemson, SC 29634, USA. Email: courtney.marneweck@gmail.com

Benjamin L. ALLEN Institute for Life Sciences and the Environment, University of Southern Queensland, Toowoomba, QLD 4350, Australia and Centre for African Conservation Ecology, Nelson Mandela University, Port Elizabeth 6034, South Africa. Email: benjamin.allen@usq.edu.au

Andrew R. BUTLER Department of Forestry and Environmental Conservation, Clemson University, Clemson, SC 29634, USA. Email: abutle5@clemson.edu

Emmanuel DO LINH SAN Department of Zoology and Entomology, University of Fort Hare, Alice 5700, South Africa. Email: emmanuel.dolinhсан@gmail.com

Stephen N. HARRIS Department of Forestry and Environmental Conservation, Clemson University, Clemson, SC 29634, USA. Email: sh2@clemson.edu

Alex J. JENSEN  Department of Forestry and Environmental Conservation, Clemson University, Clemson, SC 29634, USA. Email: ajense2@clemson.edu

Elizabeth A. SALDO Department of Forestry and Environmental Conservation, Clemson University, Clemson, SC 29634, USA. Email: ereghis@clemson.edu

Michael J. SOMERS Mammal Research Institute, Centre for Invasion Biology, Department of Zoology and Entomology, University of Pretoria, Pretoria 0002, South Africa. Email: michael.somers@up.ac.za

Keifer TITUS Department of Forestry and Environmental Conservation, Clemson University, Clemson, SC 29634, USA. Email: ktitus@clemson.edu

Michael MOTHERSBAUGH Department of Forestry and Environmental Conservation, Clemson University, Clemson, SC 29634, USA. Email: mmuther@clemson.edu

Abi VANAK Ashoka Trust for Research in Ecology and the Environment, Bengaluru 560064, India and School of Life Sciences, University of KwaZulu-Natal, 3629, South Africa. Email: avanak@atree.org

David S. JACHOWSKI Department of Forestry and Environmental Conservation, Clemson University, Clemson, SC 29634, USA and School of Life Sciences, University of KwaZulu-Natal, 3629, South Africa. Email: djachow@clemson.edu

### Keywords

Carnivora, change, global, indicator, mesocarnivore, sentinel, small carnivore

\*Correspondence

Received: 2 September 2021

Accepted: 28 April 2022

Editor: DR

doi: 10.1111/mam.12300

### ABSTRACT

Species that respond to ecosystem change in a timely, measurable, and interpretable way can be used as sentinels of global change. Contrary to a pervasive view, we suggest that, among Carnivora, small carnivores are more appropriate sentinels than large carnivores. This reasoning is built around six key points: that, compared to large carnivores, small carnivores 1) are more species-rich and diverse, providing more potential sentinels in many systems; 2) occupy a wider range of ecological niches, exhibiting a greater variety of sensitivities to change; 3) hold an intermediate trophic position that is more directly affected by changes at the producer, primary consumer, and tertiary consumer levels; 4) have shorter life spans and higher reproductive rates, exhibiting more rapid responses to change; 5) have smaller home ranges and are more abundant, making it easier to investigate fine-scale management interventions; 6) are easier to monitor, manage, and manipulate. Therefore, we advocate for incorporating

a middle-out approach, in addition to the established top-down and bottom-up approaches, to assessing the responses of ecosystems to global change.

### Mots-clés

Carnivore, changement, global, indicateur, mésocarnivore, petit carnivore, sentinelle

### RÉSUMÉ EN FRANÇAIS

Les espèces qui réagissent au changement de l'écosystème de manière opportune, mesurable et interprétable peuvent être utilisées comme sentinelles du changement global. Contrairement à une opinion répandue, nous suggérons que, parmi l'ordre des Carnivora, les petits carnivores sont des sentinelles plus appropriées que les grands carnivores. Ce raisonnement est construit autour de six points-clés: que, comparés aux grands carnivores, les petits carnivores 1) sont plus riches en espèces et plus diversifiés, fournissant plus d'espèces sentinelles potentielles dans de nombreux systèmes; 2) occupent un plus large éventail de niches écologiques, présentant une plus grande variété de sensibilités au changement; 3) occupent une position trophique intermédiaire plus directement affectée par les changements au niveau du producteur, du consommateur primaire et du consommateur tertiaire; 4) ont des durées de vie plus courtes et des taux de reproduction plus élevés, présentant des réponses plus rapides au changement; 5) ont des domaines vitaux plus petits et sont plus abondants, ce qui facilite l'étude des interventions de gestion à petite échelle; 6) sont plus faciles à surveiller, gérer et manipuler. Par conséquent, nous préconisons l'intégration d'une approche intermédiaire, en plus des approches descendantes et ascendantes établies, pour évaluer les réponses des écosystèmes au changement global.

### INTRODUCTION

Global change due to anthropogenic disturbance is taking place at an unprecedented rate. Biologists, habitat managers, and policy-makers struggle to find ways to monitor structural and functional responses to this change at the individual, population, community, and ecosystem levels (Dirzo et al. 2014, Johnson et al. 2017). Monitoring at each level is difficult, creating a need to identify species that can serve as reliable indicators of environmental change. The use of indicator species has existed for several decades and has become widespread (Landres et al. 1988, Caro 2010, Lindenmayer et al. 2015). However, the criteria used for selecting species to serve as indicators within ecosystems vary considerably and include functional importance, sensitivity to change, rarity, ease of monitoring, and charisma or public appeal (Dalerum et al. 2008, Heink & Kowarik 2010). These varying rationales for determining appropriate indicator species have led some to argue that indicator species are selected without justification and without testing their capacity to improve management decision making (Siddig et al. 2016, Bal et al. 2018). However, given appropriate selection, indicator species can be important for improving conservation management over time (Carignan & Villard 2002, Bal et al. 2018). There is thus increased interest in identifying indicator species to

monitor the functional response of ecosystems in the face of rapid climate and environmental change (Siddig et al. 2016, Hazen et al. 2019).

Sentinel species are a specific form of indicator species that respond to ecosystem variability in a timely, measurable, and interpretable manner, such that they provide insight into the condition of ecosystem-level processes (Hazen et al. 2019). In the top-down approach, large mammalian carnivores (Carnivora) positioned at the apex of food webs are identified as sentinel species because changes in these species' behaviours and/or demographics are often indicative of changes at lower trophic levels (Ray 2005, Morrison et al. 2007, Sergio et al. 2008, Hazen et al. 2019). However, while large carnivores respond directly to changes in the availability of medium-sized to large prey, they only respond to changes at lower trophic levels indirectly, which means that responses to changes at the lowest trophic levels are weaker and more difficult to observe. Evaluating these bottom-up effects is important when assessing the suitability of a species as a sentinel for environmental change, so there is a need to reassess the utility of large carnivores as the standard sentinels. Moreover, because large carnivore populations have relatively slow rates of change, responses to ecosystem variability may not present in a timely manner. A more appropriate group of target species would include those

that have fast rates of population change and are directly impacted by both bottom-up and top-down processes, allowing one to take a ‘middle-out’ approach.

Though less popularised, small carnivores can serve as global sentinels of ecosystem structure, function, and change. In several ecosystems, small carnivores are already successfully used as sentinels. Examples include black-footed ferrets *Mustela nigripes* as sentinels of prairie biodiversity (Jachowski 2014), meerkats *Suricata suricatta* as sentinels of climate change (van de Ven et al. 2020), ocelots *Leopardus pardalis* as sentinels of landscape connectivity (Perez 2019), Eurasian otters *Lutra lutra* as sentinels of bioaccumulation (Brand et al. 2020), and several canid species as sentinels of human health via disease prevalence (Aguirre 2009).


We build on these sentinel examples by providing six reasons why small carnivores are more efficient and appropriate than large carnivores as sentinels of ecosystem change. We define small carnivores as species in the order Carnivora weighing <21.5 kg. Below this body weight, most species meet their energy requirements from small prey (invertebrates weighing <10 g and small vertebrates <2 kg); above it, most take larger prey (large vertebrates typically weighing >10 kg; Carbone et al. 1999, Carbone et al. 2007, Do Linh San et al. 2022). We thus define

large carnivores as Carnivora species weighing >21.5 kg. We compare data on small carnivores defined in this way ( $n = 231$  species; Appendix S1) with data on large carnivores ( $n = 25$  species). We included only fully and semi-terrestrial Carnivora; however, we believe that our rationale could equally be applied to other carnivorous species, e.g. the order Dasyuromorphia.

## SIX WAYS IN WHICH SMALL CARNIVORES OUTPERFORM LARGE CARNIVORES AS SENTINELS OF GLOBAL CHANGE

### Higher taxonomic diversity

The utility of indicator species is increased when monitoring programs include several species representing various taxa and life histories (Carignan & Villard 2002). Small carnivores are more taxonomically diverse than large carnivores, making it possible for multiple species to act as sentinels for different processes within ecosystems. Our criteria included 231 species of small carnivores in 12 families (Appendix S1), compared to only 25 species of large carnivores in five families. Unlike large carnivores, which are absent and unlikely to recover in many systems,



**Fig. 1.** The diversity of small carnivore (Carnivora) species that have been used as sentinels of environmental change in five different biomes globally. Temperate grassland in North America: red foxes *Vulpes vulpes* and human development (Kellner et al. 2020), black-footed ferrets *Mustela nigripes* and disease (Matchett et al. 2010), bobcats *Lynx rufus* and riparian health (Mosby et al. 2012), swift foxes *Vulpes velox* and land-use change (Butler et al. 2021). Tropical forest in South America: margays *Leopardus wiedii* and anthropogenic disturbance (Horn et al. 2020), South American coatis *Nasua nasua* and habitat fragmentation (Massara et al. 2016), Neotropical otters *Lontra longicaudis* and human impact (Andrade et al. 2019), ocelots *Leopardus pardalis* and forest loss (Cruz et al. 2019). Arid savanna in southern Africa: yellow mongooses *Cynictis penicillata* and bush encroachment (Blaum et al. 2007), black-backed jackals *Canis mesomelas* and disease (Bellan et al. 2012), African wild cats *Felis silvestris* and habitat fragmentation (Le Roux et al. 2015), meerkats *Suricata suricatta* and climate change (van de Ven et al. 2020). Tundra in northern Europe: Arctic foxes *Vulpes lagopus* and bioaccumulation (Fuglei et al. 2007), wolverines *Gulo gulo* and habitat fragmentation (May et al. 2006), red foxes and human impact (Elmhagen et al. 2017), least weasels *Mustela nivalis* and climate change (Mills et al. 2018). Tropical forest in Southeast Asia: smooth-coated otters *Lutrogale perspicillata* and land-use change (Kamjing et al. 2017), Sunda leopard cats *Prionailurus javanensis* and biodiversity (Chiaverini et al. 2022), leopard cats *Prionailurus bengalensis* and human impact (Chen et al. 2016), Hose's civets *Diplogale hosei* and habitat fragmentation (Jennings et al. 2013).

small carnivores are widely distributed and persist in most ecosystems (Fig. 1; Do Linh San et al. 2022).

### Wider range of ecological niches and sensitivities

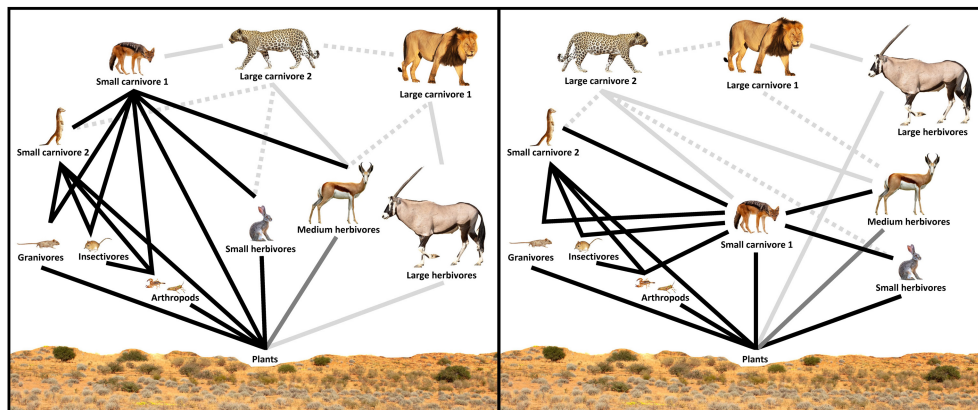
Small carnivores occupy a wider range of ecological niches than large carnivores and exhibit a wider variety of sensitivities to change (Flores-Morales et al. 2019, Do Linh San et al. 2022), providing flexibility in determining which small carnivore species is appropriate for a given context. Small carnivores also provide important ecosystem services. European badgers *Meles meles* increase habitat heterogeneity through digging behaviour (Kurek et al. 2014); golden jackals *Canis aureus* remove animal waste (Ćirović et al. 2016); several species are important seed dispersers (Nakashima & Do Linh San 2022); others control agricultural pests (Williams et al. 2018), where rodent predation can also reduce tick-borne disease transmission (Hofmeester et al. 2017); and some can even act as apex or dominant predators where large carnivores do not exist or have been extirpated (Roemer et al. 2009). As a result of these diverse ecological pathways, small carnivores can provide multiple measures of, or responses to, environmental change in a range of systems globally (Fig. 1).

### Intermediate trophic position

Large carnivores that are apex predators respond directly to changes in the availability of medium-sized to large prey. Large carnivores can also respond to changes at lower trophic levels, though indirectly, and thus impacts

are weaker and more difficult to observe. In contrast, small carnivores tend to be more centrally located within food webs, so that a change in small carnivore behaviour and/or abundance may more readily signal change resulting from changes in a number of trophic levels or processes. Small carnivores also fall on a generalist–specialist diet continuum and display a wide variety of diets. These traits make small carnivores more useful sentinels than large carnivores because they are directly affected by many pathways (Fig. 2).

At one end of the diet continuum, generalists such as coyotes *Canis latrans*, Indian foxes *Vulpes bengalensis*, and black-backed jackals *Canis mesomelas* exploit a wide range of food resources (Vanak & Gompper 2010, Fourie et al. 2015, Jensen et al. 2022). Generalist small carnivores can shift their dietary intake and are thus buffered from changes in the availability of certain foods, providing biodiversity monitoring in an effective, non-invasive, and economically viable way (e.g. via faecal DNA metabarcoding; Shao et al. 2021). At the other end of the continuum, there are several diverse specialists; aardwolves *Proteles cristatus* eat almost exclusively termites of the genus *Trinervitermes* (de Vries et al. 2011), black-footed ferrets specialise on prairie dogs *Cynomys* spp. (Jachowski 2014), and jungle cats *Felis chaus* specialise on rodents (Mukherjee et al. 2004). Specialists can make good sentinel species because they are more sensitive than generalists to changes that impact their prey availability (i.e. they cannot shift diet composition and are thus more directly impacted). For example, the population recovery of black-footed ferrets is dependent on the sufficient availability of prairie dogs (Jachowski et al. 2011).



**Fig. 2.** The direct and indirect pathways impacting small and large carnivores (Carnivora) within a food web (Kalahari, sub-Saharan Africa). The left panel represents the established top-down food web, and the right panel represents our proposed middle-out perspective of the same food web. Pathways for large carnivores are indicated in light grey, and those for small carnivores are in black. A pathway that is included for both large and small carnivores is in dark grey (i.e. plants to medium herbivores). The dashed lines represent additional pathways for large carnivores that do not occur as frequently as solid lines or do not represent a significant proportion of biomass. This conceptual diagram is a simplified food web. However, it represents the notion that, proportionally, the networks are much more complex for small carnivores, with a wider range of prey taxa included in their diet and, ultimately, more nodes/food levels than for large carnivores.



The ecological diversity and intermediate trophic position of small carnivores mean they can be sentinels for changes at the producer, primary consumer, and tertiary consumer levels, thus allowing researchers to employ a 'middle-out' approach (Fig. 2).

### Shorter lifespans and higher reproductive rates

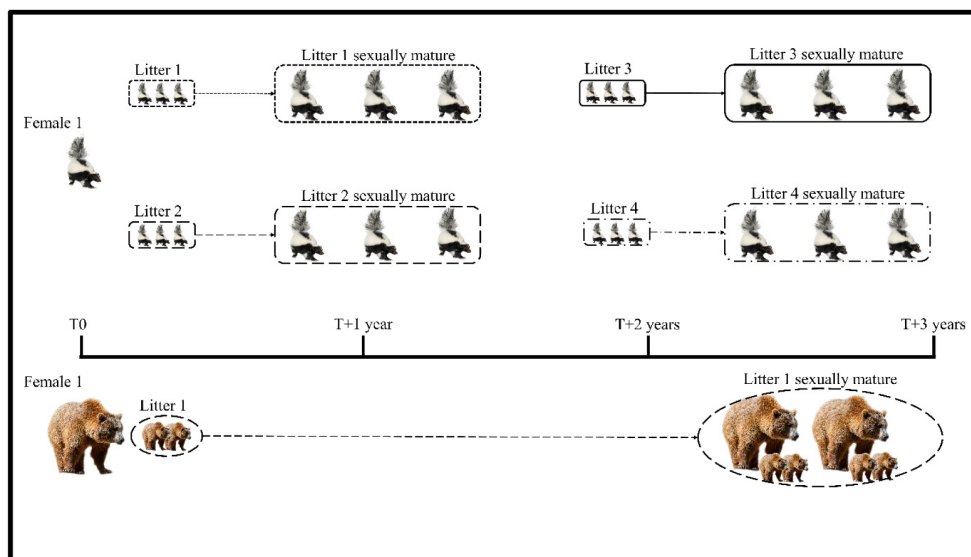
Small carnivores are typically shorter-lived than large carnivores and have higher reproductive rates, making their populations more responsive to seasonal or annual fluctuations in environmental conditions (Holliday 2005). The mean maximum longevity of the 231 small carnivore species included in our database is 186 months (compared to 327 months for the 25 large carnivore species; Jones et al. 2009). On average, small carnivores have two litters per year with three offspring in each (compared to one litter per year with two offspring in each for large carnivores; Jones et al. 2009; Fig. 3). Shorter life cycles, higher reproductive rates, and larger litters make it easier to detect demographic and physiological responses to short-term and long-term fluctuations in environmental conditions. Examples include the demographic response of Canada lynx *Lynx canadensis* to the snowshoe hare *Lepus americanus* cycle (Krebs et al. 2001), and the rapid population increase of golden jackals following wolf *Canis lupus* extirpation in Europe (Krofel et al. 2017).

### Smaller home ranges and higher abundance

Small carnivores typically have smaller home ranges than large carnivores, making it easier to assess how fine-scale changes or management interventions influence individuals or populations. The median home range size of the small carnivores in our database is 2 km<sup>2</sup>, compared to 56 km<sup>2</sup> for large carnivores (Jones et al. 2009). From an experimental standpoint, the smaller home ranges of small carnivores also mean that populations can be manipulated and monitored more easily (also see below, 'Easier to monitor and manage'). While small and large carnivores are similarly threatened with extinction (Marneweck et al. 2021), small carnivores are often easier to monitor where they persist because they typically occur at higher densities than large carnivores (Chapman & Reiss 1999), ultimately providing larger sample sizes to assess species' responses to environmental change. For example, a density of 14 honey badgers *Mellivora capensis* per 100 km<sup>2</sup> was estimated for Tadoba-Andhari Tiger Reserve, India (Chatterjee et al. 2020), compared to three tigers *Panthera tigris* per 100 km<sup>2</sup> in the same reserve (Karanth et al. 2004). This research efficiency presents benefits in meeting management goals where funding is finite and other resources often limited.

### Easier to monitor and manage

While some small carnivores are cryptic, they are generally easier to monitor and manage than large carnivores. For



**Fig. 3.** Conceptual figure comparing the average reproductive rates over time for a large and a small carnivore (Carnivora). In this example, over approximately three years, one female brown bear *Ursus arctos* is able to produce one litter to sexual maturity, with on average one litter of two per year, the offspring of which reach sexual maturity at three years. In comparison, over the same time period, one female striped skunk *Mephitis mephitis* is able to produce four litters to sexual maturity, with on average two litters of three, twice per year, the offspring of which reach sexual maturity at one year (Jones et al. 2009).

example, free-ranging meerkats have been habituated to climbing on scales for regular weighing without sedation (Russell et al. 2002), and free-ranging bat-eared foxes *Otocyon megalotis* have been habituated to take part in sensory experiments (Renda & le Roux 2017). Moreover, manipulative experiments, such as where Haswell et al. (2018) used scent to study the foraging behaviour of red foxes *Vulpes vulpes*, would be very difficult to conduct with a large carnivore that ranges farther and occurs at lower densities than the red fox. Population management of small carnivores also tends to be less contentious and less polarising than it is with large carnivores. Small carnivores often occur in urban areas or in areas where large carnivores are absent, and handling them presents less dangerous working conditions in the field. These are important considerations for study implementation or monitoring, especially in community science projects.

## CONCLUSIONS

Human-driven global change can have both negative and positive impacts on small carnivores. Increasing temperature negatively affects offspring survival (e.g. meerkats; van de Ven et al. 2020) and imposes a trade-off between foraging and thermoregulation (e.g. least weasels *Mustela nivalis*; Zub et al. 2013), which could have knock-on effects for food-web dynamics. Droughts, which will become more frequent (IPCC 2014), reduce the space and food available to species dependent on water (e.g. Eurasian otters; Ruiz-Olmo et al. 2007). Changing climate can also increase intra- and inter-specific competition pressure because of the reduced space and/or time available for coexisting (Lancaster et al. 2017). Although anthropogenic pressure causes habitat fragmentation, urban and transformed environments can provide important habitat for small carnivores (e.g. African golden cats *Profelis aurata*, Bahaa-el-din et al. 2016; jungle cats, Katna et al. 2022; water mongooses *Atilax paludinosus*, Streicher et al. 2021), and may facilitate dispersal (e.g. banded mongooses *Mungos mungo*; Verble et al. 2021). Moreover, anthropogenically provided food supports many species, which may relax intra- and interspecific competition for generalists (Newsome et al. 2013, Lancaster et al. 2017). Because there are multiple directions of impact, changes in the physiology, behaviour, distribution, and/or abundance of small carnivores can indicate environmental change, and their life-history traits make these changes observable in a timely manner. These characteristics highlight their utility as sentinels.

We do not dispute that large carnivores are sensitive to change due to their low densities, limited dispersal ability, and lower reproductive potential (Henle et al. 2004, Sergio et al. 2008). However, their longevity, slow reproductive rates, large area requirements, and the difficulty and cost of monitoring them

result in slow data collection. At the same time, the ability of conservation managers to respond timeously in an era of rapid global change is critical to the conservation and maintenance of functional, biodiverse ecosystems in the Anthropocene. Therefore, identifying effective and efficient sentinel species is crucial. Accordingly, we advocate for embracing middle-out ecology (Fig. 2, right panel) and making much greater use of small carnivores as sentinels of global change.

## REFERENCES

- Aguirre AA (2009) Wild canids as sentinels of ecological health: a conservation medicine perspective. *Parasites & Vectors* 2: S7
- Andrade AM, Arcoverde DL, Albernaz AL (2019) Relationship of Neotropical otter vestiges with environmental and anthropogenic factors. *Acta Amazonica* 49: 183–192.
- Bahaa-el-din L, Sollmann R, Hunter LTB, Slotow R, Macdonald DW, Henschel P (2016) Effects of human land-use on Africa's only forest-dependent felid: the African golden cat *Caracal aurata*. *Biological Conservation* 199: 1–9.
- Bal P, Tulloch AI, Addison PF, McDonald-Madden E, Rhodes JR (2018) Selecting indicator species for biodiversity management. *Frontiers in Ecology and the Environment* 16: 589–598.
- Bellan SE, Cizauskas CA, Miyen J, Ebersohn K, Küsters M, Prager KC, Van Vuuren M, Sabeta C, Getz WM (2012) Black-backed jackal exposure to rabies virus, canine distemper virus, and *Bacillus anthracis* in Etosha National Park, Namibia. *Journal of Wildlife Diseases* 48: 371–381.
- Blaum N, Rossmannith E, Fleissner G, Jeltsch F (2007) The conflicting importance of shrubby landscape structures for the reproductive success of the yellow mongoose (*Cynictis penicillata*). *Journal of Mammalogy* 88: 194–200.
- Brand A-F, Hynes J, Walker LA, Glória Pereira M, Lawlor AJ, Williams RJ, Shore RF, Chadwick EA (2020) Biological and anthropogenic predictors of metal concentration in the Eurasian otter, a sentinel of freshwater ecosystems. *Environmental Pollution* 266: 115280
- Butler A, Bly K, Harris H, Inman R, Moehrenschrager A, Schwalm D, Jachowski D (2021) Life on the edge: habitat fragmentation limits expansion of a restored carnivore. *Animal Conservation* 24: 108–119.
- Carbone C, Mace GM, Roberts SC, Macdonald DW (1999) Energetic constraints on the diet of terrestrial carnivores. *Nature* 402: 286–288.
- Carbone C, Teacher A, Rowcliffe JM (2007) The costs of carnivory. *PLoS Biology* 5: e22
- Carignan V, Villard M-A (2002) Selecting indicator species to monitor ecological integrity: a review. *Environmental Monitoring and Assessment* 78: 45–61.

- Caro T (ed; 2010) *Conservation by Proxy: Indicator, Umbrella, Keystone, Flagship, and Other Surrogate Species*. Island Press, Washington, DC, USA.
- Chapman JL, Reiss MJ (eds; 1999) *Ecology: Principles and Applications*. Cambridge University Press, Cambridge, UK.
- Chatterjee N, Nigam P, Habib B (2020) Population estimate, habitat-use and activity patterns of the honey badger in a dry-deciduous forest of Central India. *Frontiers in Ecology and Evolution* 8: 1–9.
- Chen MT, Liang YJ, Kuo CC, Pei KJC (2016) Home ranges, movements and activity patterns of leopard cats (*Prionailurus bengalensis*) and threats to them in Taiwan. *Mammal Study* 41: 77–86.
- Chiaverini L, Macdonald DW, Bothwell HM, Hearn AJ, Cheyne SM, Haidir I et al. (2022) Multi-scale, multivariate community models improve designation of biodiversity hotspots in the Sunda Islands. *Animal Conservation*. <https://doi.org/10.1111/acv.12771>
- Ćirović D, Penezić A, Krofel M (2016) Jackals as cleaners: ecosystem services provided by a mesocarnivore in human-dominated landscapes. *Biological Conservation* 199: 51–55.
- Cruz P, De Angelo C, Pardo JM, Iezzi ME, Varela D, Di Bitetti MS, Paviolo A (2019) Cats under cover: habitat models indicate a high dependency on woodlands by Atlantic Forest felids. *Biotropica* 51: 266–278.
- Dalerum F, Somers MJ, Kunkel KE, Cameron EZ (2008) The potential for large carnivores to act as biodiversity surrogates in southern Africa. *Biodiversity and Conservation* 17: 2939–2949.
- de Vries JL, Pirk CWW, Bateman PW, Cameron EZ, Dalerum F (2011) Extension of the diet of an extreme foraging specialist, the aardwolf (*Proteles cristata*). *African Zoology* 46: 194–196.
- Dirzo R, Young HS, Galetti M, Ceballos G, Isaac NJ, Collen B (2014) Defaunation in the Anthropocene. *Science* 345: 401–406.
- Do Linh San E, Sato JJ, Belant JL, Somers MJ (2022) The world's small carnivores: definitions, richness, distribution, conservation status, ecological roles, and research efforts. In: Do Linh San E, Sato JJ, Belant JL, Somers MJ (eds) *Small Carnivores: Evolution, Ecology, Behaviour, and Conservation*, 3–38. Wiley-Blackwell, Oxford, UK.
- Elmhagen B, Berteaux D, Burgess RM, Ehrlich D, Gallant D, Henttonen H et al. (2017) Homage to Hersteinsson and Macdonald: climate warming and resource subsidies cause red fox range expansion and Arctic fox decline. *Polar Research* 36: 15
- Flores-Morales M, Vázquez J, Bautista A, Rodríguez-Martínez L, Monroy-Vilchis O (2019) Response of two sympatric carnivores to human disturbances of their habitat: the bobcat and coyote. *Mammal Research* 64: 53–62.
- Fourie RM, Tambling CJ, Gaylard A, Kerley GIH (2015) Short-term foraging responses of a generalist predator to management-driven resource pulses. *African Journal of Ecology* 53: 521–530.
- Fuglei E, Bustnes JO, Hop H, Mørk T, Bjørnfoth H, van Bavel B (2007) Environmental contaminants in Arctic foxes (*Alopex lagopus*) in Svalbard: relationships with feeding ecology and body condition. *Environmental Pollution* 146: 128–138.
- Haswell PM, Jones KA, Kusak J, Hayward MW (2018) Fear, foraging and olfaction: how mesopredators avoid costly interactions with apex predators. *Oecologia* 187: 573–583.
- Hazen EL, Abrahms B, Brodie S, Carroll G, Jacox MG, Savoca MS, Scales KL, Sydeman WJ, Bograd SJ (2019) Marine top predators as climate and ecosystem sentinels. *Frontiers in Ecology and the Environment* 17: 565–574.
- Heink U, Kowarik I (2010) What criteria should be used to select biodiversity indicators? *Biodiversity and Conservation* 19: 3769–3797.
- Henle K, Davies KF, Kleyer M, Margules C, Settele J (2004) Predictors of species sensitivity to fragmentation. *Biodiversity and Conservation* 13: 207–251.
- Hofmeester TR, Jansen PA, Wijnen HJ, Coipan EC, Fonville M, Prins HH, Sprong H, van Wieren SE (2017) Cascading effects of predator activity on tick-borne disease risk. *Proceedings of the Royal Society B: Biological Sciences* 284: 20170453
- Holliday R (2005) Ageing and the extinction of large animals. *Biogerontology* 6: 151–156.
- Horn PE, Pereira MJR, Trigo TC, Eizirik E, Tirelli FP (2020) Margay (*Leopardus wiedii*) in the southernmost Atlantic Forest: density and activity patterns under different levels of anthropogenic disturbance. *PLoS One* 15: e0232013
- IPCC (2014) *Climate Change 2014: Synthesis Report*. Intergovernmental Panel on Climate Change, Geneva, Switzerland.
- Jachowski DS (ed; 2014) *Wild Again: the Struggle to Save the Black-footed Ferret*. University of California Press, Berkeley, California, USA.
- Jachowski DS, Gitzen RA, Grenier MB, Holmes B, Millsbaugh JJ (2011) The importance of thinking big: large-scale prey conservation drives black-footed ferret reintroduction success. *Biological Conservation* 144: 1560–1566.
- Jennings AP, Mathai J, Brodie J, Giordano AJ, Veron G (2013) Predicted distributions and conservation status of two threatened Southeast Asian small carnivores: the banded civet and Hose's civet. *Mammalia* 77: 261–271.
- Jensen AJ, Marneweck CJ, Kilgo JC, Jachowski DS (2022) Dietary plasticity of a rapidly expanding carnivore: coyotes in North America. *Mammal Review*. <https://doi.org/10.1111/mam.12299>

- Johnson CN, Balmford A, Brook BW, Buettel JC, Galetti M, Guangchun L, Wilmshurst JM (2017) Biodiversity losses and conservation responses in the Anthropocene. *Science* 356: 270–275.
- Jones KE, Bielby J, Cardillo M, Fritz SA, O'Dell J, Orme CDL et al. (2009) PanTHERIA: a species-level database of life history, ecology, and geography of extant and recently extinct mammals. *Ecology* 90: 2648–2648.
- Kamjing A, Ngoprasert D, Steinmetz R, Chutipong W, Savini T, Gale GA (2017) Determinants of smooth-coated otter occupancy in a rapidly urbanizing coastal landscape in Southeast Asia. *Mammalian Biology* 87: 168–175.
- Karanth KU, Nichols JD, Kumar NS, Link WA, Hines JE (2004) Tigers and their prey: predicting carnivore densities from prey abundance. *Proceedings of the National Academy of Sciences USA* 101: 4854–4858.
- Katna A, Kulkarni A, Thaker M, Vanak AT (2022) Habitat specificity drives differences in space-use patterns of multiple mesocarnivores in an agroecosystem. *Journal of Zoology* 316: 92–103.
- Kellner KF, Hill JE, Gantchoff MG, Kramer DW, Bailey AM, Belant JL (2020) Responses of sympatric canids to human development revealed through citizen science. *Ecology and Evolution* 10: 8705–8714.
- Krebs CJ, Boonstra R, Boutin S, Sinclair ARE (2001) What drives the 10-year cycle of snowshoe hares? *Bioscience* 51: 25–35.
- Krofel M, Giannatos G, Ćirović D, Stoyanov S, Newsome T (2017) Golden jackal expansion in Europe: a case of mesopredator release triggered by continent-wide wolf persecution? *Hystrix* 28: 9–15.
- Kurek P, Kapusta P, Holeksa J (2014) Burrowing by badgers (*Meles meles*) and foxes (*Vulpes vulpes*) changes soil conditions and vegetation in a European temperate forest. *Ecological Research* 29: 1–11.
- Lancaster LT, Morrison G, Fitt RN (2017) Life history trade-offs, the intensity of competition, and coexistence in novel and evolving communities under climate change. *Philosophical Transactions of the Royal Society, B: Biological Sciences* 372: 20160046
- Landres PB, Verner J, Thomas JW (1988) Ecological uses of vertebrate indicator species: a critique. *Conservation Biology* 2: 316–328.
- Le Roux JJ, Foxcroft LC, Herbst M, MacFadyen S (2015) Genetic analysis shows low levels of hybridization between African wildcats (*Felis silvestris lybica*) and domestic cats (*F. s. catus*) in South Africa. *Ecology and Evolution* 5: 288–299.
- Lindenmayer D, Pierson J, Barton P, Beger M, Branquinho C, Calhoun A et al. (2015) A new framework for selecting environmental surrogates. *Science of the Total Environment* 538: 1029–1038.
- Marneweck CJ, Butler AR, Gigliotti LC, Harris SN, Jensen AJ, Muthersbaugh M et al. (2021) Shining the spotlight on small mammalian carnivores: global status and threats. *Biological Conservation* 255: 109005
- Massara RL, Paschoal AMO, Bailey LL, Doherty PF Jr, Chiarello AG (2016) Ecological interactions between ocelots and sympatric mesocarnivores in protected areas of the Atlantic Forest, southeastern Brazil. *Journal of Mammalogy* 97: 1634–1644.
- Matchett MR, Biggins DE, Carlson V, Powell B, Rocke T (2010) Enzootic plague reduces black-footed ferret (*Mustela nigripes*) survival in Montana. *Vector Borne and Zoonotic Diseases* 10: 27–35.
- May R, Landa A, van Dijk J, Linnell JDC, Andersen R (2006) Impact of infrastructure on habitat selection of wolverines *Gulo gulo*. *Wildlife Biology* 12: 285–295.
- Mills LS, Bragina EV, Kumar AV, Zimova M, Lafferty DJ, Feltner J et al. (2018) Winter color polymorphisms identify global hot spots for evolutionary rescue from climate change. *Science* 359: 1033–1036.
- Morrison JC, Sechrest W, Dinerstein E, Wilcove DS, Lamoreux JF (2007) Persistence of large mammal faunas as indicators of global human impacts. *Journal of Mammalogy* 88: 1363–1380.
- Mosby CE, Grovenburg TW, Klaver RW, Schroeder GM, Schmitz LE, Jenks JA (2012) Microhabitat selection by bobcats in the Badlands and Black Hills of South Dakota, USA: a comparison of prairie and forested habitats. *Prairie Naturalist* 44: 47
- Mukherjee S, Goyal S, Johnsingh A, Pitman ML (2004) The importance of rodents in the diet of jungle cat (*Felis chaus*), caracal (*Caracal caracal*) and golden jackal (*Canis aureus*) in Sariska Tiger Reserve, Rajasthan, India. *Journal of Zoology* 262: 405–411.
- Nakashima Y, Do Linh San E (2022) Seed dispersal by mesocarnivores: importance and functional uniqueness in a changing world. In: Do Linh San E, Sato JJ, Belant JL, Somers MJ (eds) *Small Carnivores: Evolution, Ecology, Behaviour and Conservation*, 347–391. Wiley-Blackwell, Oxford, UK.
- Newsome TM, Ballard GA, Dickman CR, Fleming PJS, van de Ven R (2013) Home range, activity and sociality of a top predator, the dingo: a test of the resource dispersion hypothesis. *Ecography* 36: 914–925.
- Perez RS (2019) *Using Medium and Large-Sized Mammals as Indicator Species to Measure Connectivity and Large Infrastructure Impacts in Costa Rica*. PhD thesis, University of Idaho, Moscow, Idaho, USA.
- Ray J (2005) Large carnivorous animals as tools for conserving biodiversity: assumptions and uncertainties. In: Ray J, Redford KH, Steneck R, Berger J (eds) *Large Carnivores and the Conservation of Biodiversity*, 34–56. Island Press, Washington, DC, USA.



- Renda S, le Roux A (2017) The sensory ecology of prey detection in the bat-eared fox (*Otocyon megalotis*). *Behaviour* 154: 227–240.
- Roemer GW, Gompper ME, Van Valkenburgh B (2009) The ecological role of the mammalian mesocarnivore. *Bioscience* 59: 165–173.
- Ruiz-Olmo J, Jiménez J, Chacón W (2007) The importance of ponds for the otter (*Lutra lutra*) during drought periods in Mediterranean ecosystems: a case study in Bergantes River. *Mammalia* 71: 16–24.
- Russell AF, Clutton-Brock TH, Brotherton PNM, Sharpe LL, McIlrath GM, Dalerum FD, Cameron EZ, Barnard JA (2002) Factors affecting pup growth and survival in co-operatively breeding meerkats *Suricata suricatta*. *Journal of Animal Ecology* 71: 700–709.
- Sergio F, Caro T, Brown D, Clucas B, Hunter J, Ketchum J, McHugh K, Hiraldo F (2008) Top predators as conservation tools: ecological rationale, assumptions, and efficacy. *Annual Review of Ecology, Evolution, and Systematics* 39: 1–19.
- Shao X, Lu Q, Liu M, Xiong M, Bu H, Wang D, Liu S, Zhao J, Li S, Yao M (2021) Generalist carnivores can be effective biodiversity samplers of terrestrial vertebrates. *Frontiers in Ecology and the Environment* 19: 557–563.
- Siddig AAH, Ellison AM, Ochs A, Villar-Leeman C, Lau MK (2016) How do ecologists select and use indicator species to monitor ecological change? Insights from 14 years of publication in Ecological Indicators. *Ecological Indicators* 60: 223–230.
- Streicher JP, Ramesh T, Downs CT (2021) An African urban mesocarnivore: navigating the urban matrix of Durban, South Africa. *Global Ecology and Conservation* 26: e01482
- van de Ven TM, Fuller A, Clutton-Brock TH (2020) Effects of climate change on pup growth and survival in a cooperative mammal, the meerkat. *Functional Ecology* 34: 194–202.
- Vanak A, Gompper M (2010) Multi-scale resource selection and spatial ecology of the Indian fox in a human-dominated dry grassland ecosystem. *Journal of Zoology* 281: 140–148.
- Verble K, Hallerman EM, Alexander KA (2021) Urban landscapes increase dispersal, gene flow, and pathogen transmission potential in banded mongoose (*Mungos mungo*) in northern Botswana. *Ecology and Evolution* 11: 9227–9240.
- Williams ST, Maree N, Taylor P, Belmain SR, Keith M, Swanepoel LH (2018) Predation by small mammalian carnivores in rural agro-ecosystems: an undervalued ecosystem service? *Ecosystem Services* 30: 362–371.
- Zub K, Fletcher QE, Szafrńska PA, Konarzewski M (2013) Male weasels decrease activity and energy expenditure in response to high ambient temperatures. *PLoS One* 8: e72646

## SUPPORTING INFORMATION

Additional supporting information may be found in the online version of this article at the publisher's website.

**Appendix S1.** All Carnivora species considered small by our review criteria (i.e. order Carnivora, <21.5 kg, fully and semi-terrestrial; weight as per Jones et al. 2009, or estimated from similar sized species if unavailable, denoted by ~).