

Alleviate isolation
 Access online resources
 Act as a repository for resources
 Support collaboration
 Create a seamless learning space
 Manage research team

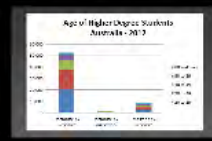
Reference
 University of Queensland, Queensland
 Research and Training International (QUTRI) 2010
 Picture credits
 40 persons from Flickr

Joanne Doyle
 joanne.doyle@usq.edu.au
 Sharon Rees
 sharon.rees@usq.edu.au
 Helen Farley
 helen.farley@usq.edu.au
 Mike Keppell
 mike.keppell@usq.edu.au

The well-managed use of technology can help ...



The Digital PhD Student
 Joanne Doyle
 Sharon Rees
 Helen Farley
 Mike Keppell



80% of PhD students are over 25 years of age!!!



36% of PhD students are over 39 years of age!!!



The Digital PhD Student

**Joanne Doyle
Sharon Rees
Helen Farley
Mike Keppell**



The Digital PhD Student

Joanne Doyle

Sharon Rees

Helen Farley

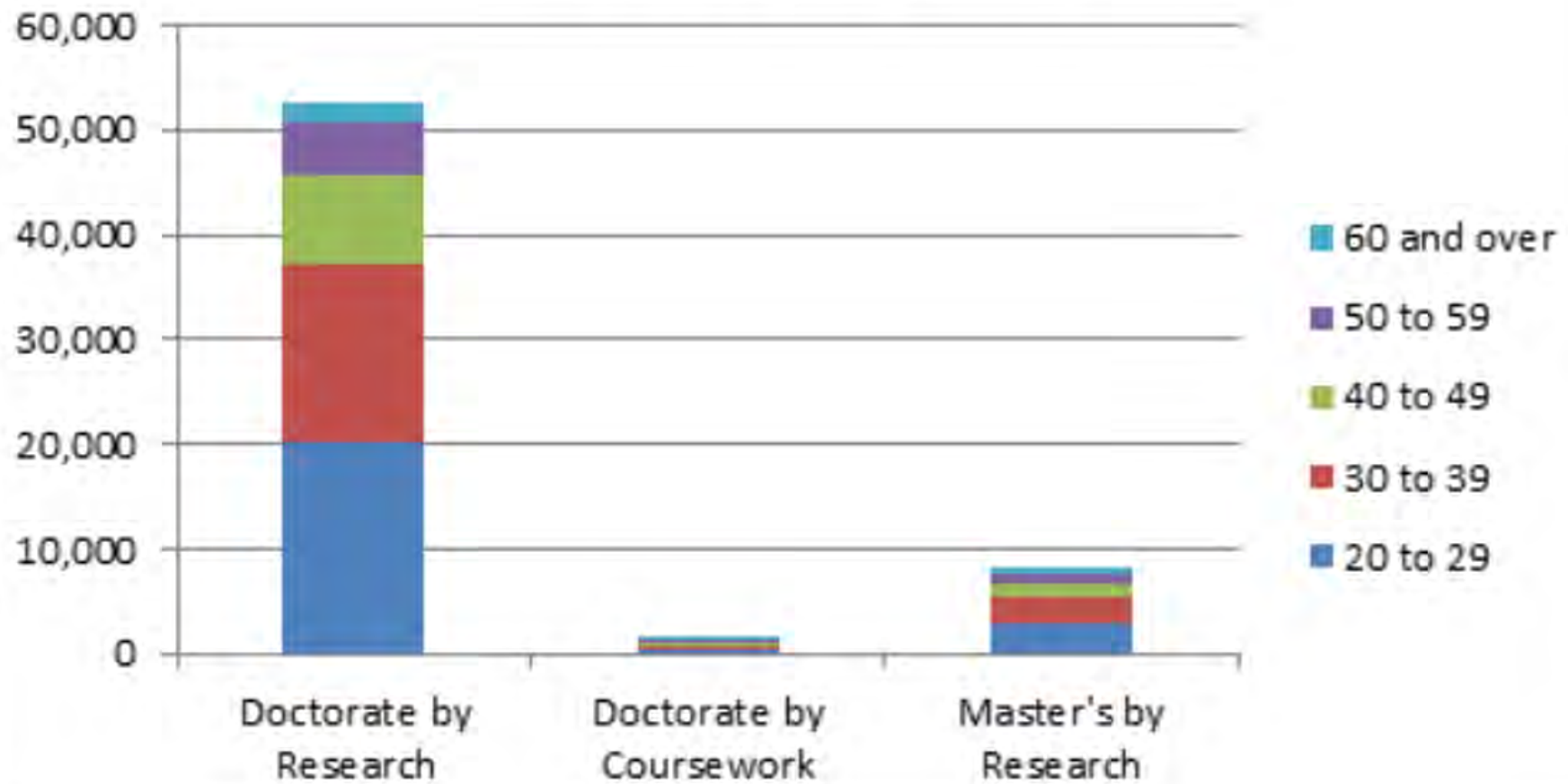
Mike Keppell



The increasing accessibility of digital technology has changed the way students locate and share information, manage data, establish networks and collaborate. However, has the prevalence of digital technology, web-based tools and advanced software created a complex research environment that is more exhausting than exhaustive?



Age of Higher Degree Students Australia - 2012





Yeah?

So what?

60% of HDR students are over 29 years of age!!!




"Gasp!"

30% of PhD students are over 39 years of age!!!



work life balance











Can digital technology solve the problem?

Available for
your computer

Blackboard
collaborate. >>

Delicious

diigo



Dropbox

ENDNOTE®

facebook

Google

Google+

join
me



Keynote

LinkedIn®

NVIVO10



Prezi

ResearchGate

Download on the
App Store

Scoop. it!

Scopus

Symantec O₃

Welcome to Twitter.

Start a conversation, explore your
interests, and be in the know.



wikispaces

WordPress.com

yammer®
The Enterprise Social Network

You Tube

The well-managed use of technology can help ...

Alleviate isolation

Access online resources

Act as a repository for resources

Create a seamless learning space

Support collaboration

Manage research data

Reference

DIICSRTE (Department of Industry, Innovation, Climate Change, Science, Research and Tertiary Education. (2012). All students by age group and broad level of course, full year 2012, Students: selected higher education statistics, data file, Australian Government, Department of Industry, Innovation, Climate Change, Science, Research and Tertiary Education, viewed 22 August 2013, <http://www.innovation.gov.au/highereducation/HigherEducationStatistics/StatisticsPublications/Pages/Students12FullYear.aspx>)

Picture credits

All pictures from Flickr ...

Digital Design Light Painting - Vancouver Film School
sleepy_mk - Rebecca Marshall (beccafrog)
step before leaving - sivinjsk clanyed
PhD students on a train - Jennifer Jones (jennifermackenziejones)
Couch potating - El Aln (@alviseni)
Studying for the test - Camelia TWU
Day 253 - Jamie Henderson (Xelcise)
Mimeisthai Landscape - iamtheo
Yawn - Phlegrean
Gaspl - Jonathon Goforth (jcgoforth)

Joanne Doyle

joanne.doyle@usq.edu.au

Sharon Rees

sharon.rees@usq.edu.au

Helen Farley

helen.farley@usq.edu.au

Mike Keppell

mike.keppell@usq.edu.au